


Tubico®

**When design
flows**

more on www.tubico.it





In the Tubico universe, shapes are intuitive and fluid, and the excellent quality of the steel reigns supreme.



Indice

Nell'universo Tubico le forme sono intuitive e fluide e l'eccellente qualità dell'acciaio regna protagonista.

Flows AISI 316L	14	River AISI 304	124	
Tevere	18	Colorado	126	Come pulire la rubinetteria
Rubinetteria	22	Rubinetteria	132	192
Doccia e Vasca	28	Doccia e Vasca	136	Condizioni generali
Loira	40	Nilo	142	196
Rubinetteria	42	Rubinetteria	144	Termini di garanzia
Doccia e Vasca	46	Doccia e Vasca	152	197
Volga	56	Accessori tecnici in acciaio AISI 304	162	Indice articoli
Rubinetteria	58	Accessori bagno in acciaio AISI 304	172	198
Doccia e Vasca	66	Kitchen River	178	
Accessori tecnici in acciaio AISI 316L	80	Miscelatori a tre vie	184	
Accessori bagno in acciaio AISI 316L	90			
Wellness Flows	102			
Kitchen Flows	114			
Professionals	120			



T84120B

Where
everything
flows and
becomes
design.

Dove tutto scorre e diventa design.

Tubico propone una selezione accurata, per qualità e sostenibilità, di prodotti per la rubinetteria per il bagno, la cucina e il wellness, **unicamente Made in Italy**. Il tratto italiano scorre in ogni oggetto e il design moderno, pulito ed essenziale si fa strumento di sostenibilità, risparmio idrico e impatto ambientale consapevole. Un modo nuovo di concepire i dettagli degli ambienti in cui lo spazio è specchio di scelte legate al comfort e al benessere nella sfera intima e globale.

*In terms of quality and sustainability, Tubico offers a carefully chosen selection of products for bathroom, kitchen and wellness taps, **exclusively Made in Italy**. The Italian style runs through every object and the modern, clean and essential design becomes a tool for sustainability, water conservation and environmentally conscious impact. A new way of conceiving the details of the environment in which space mirrors choices linked to comfort and well-being in the intimate and global sphere.*


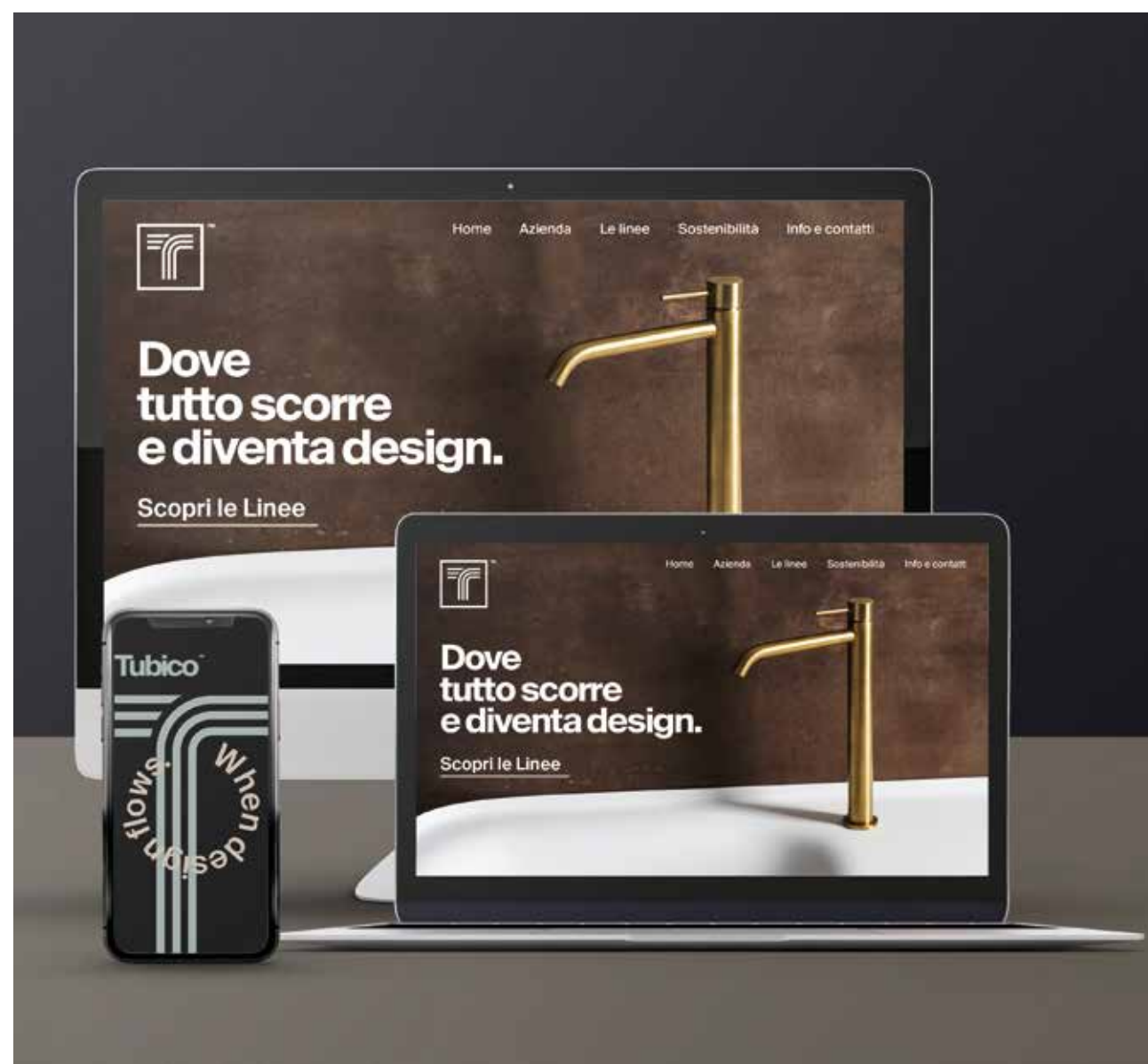
Packaging



Ci prendiamo cura del pianeta a 360 gradi e progettiamo per proteggerlo.

Ecco perché, per ogni accessorio Tubico, abbiamo scelto un packaging in ecocartone 100% riciclabile, racchiuso in un sacchetto antigraffio in juta naturale, protetto da trucioli in legno.

We care for the planet all round and design to protect it. That's why, for each Tubico accessory, we have chosen 100% recyclable eco-cardboard packaging, enclosed in a scratch-resistant natural jute bag, protected by wood shavings.



Inquadra
il QR Code
per entrare
nel nostro
portale B2B.

Scan the
QR Code
to enter our
B2B portal.

Portale B2B

Tubico B2B è il nostro contatto diretto con rivenditori, architetti e distributori.

Un canale online con area riservata di facile e veloce accesso, dove si può:

- accedere in modo esclusivo a promozioni speciali;
- visionare le schede prodotto e le relative foto;
- inserire gli ordini in tempo reale;
- velocizzare la consegna al cliente finale, scegliendo di triangolare la merce e impostando un nuovo indirizzo di spedizione.

Con Tubico B2B è possibile effettuare ordini in qualsiasi momento, ovunque e da tutti i dispositivi. Un vero flusso di informazioni, novità e promozioni che scorre tra noi e voi.

Tubico B2B is our direct contact with retailers, architects and distributors.

An online channel with a fast and easy-to-access dedicated area, where you can:

- *access exclusive access to special promotions;*
- *view product sheets and photos;*
- *enter orders in real time;*
- *speed up delivery to the end customer by choosing to triangulate the goods and set a new delivery address.*

With Tubico B2B, you can place orders anytime, anywhere and from any device. A true flow of information, news and promotions flowing between us and you.

Flows

AISI 316L

Il miglior acciaio inox AISI 316L in linee ecologiche, sostenibili e dall'eleganza senza tempo. Tratti essenziali, elevata tecnologia di produzione e alta resistenza, grazie ai rivestimenti in PVD. Innovativa tipologia di rivestimento metallico dalle alte prestazioni contro le abrasioni e le corrosioni del tempo, che unisce alla funzionalità pratica un'estetica moderna e allo stesso tempo raffinata. Il processo di rivestimento in PVD é anche più rispettoso della natura, vicino al nostro pensare sostenibile.

The best AISI 316L stainless steel in ecological, sustainable and timelessly elegant lines. Essential features, high production technology and high resistance, thanks to PVD coatings. Innovative type of metal coating with high performance against abrasion and corrosion over time, combining practical functionality with a modern yet refined aesthetic. The PVD coating process is also more respectful of nature, in line with our sustainable thinking.

Colorazioni PVD

Acciaio satinato

Elegante e contemporanea.

Questa colorazione illumina e allo stesso tempo modula i dettagli dello spazio.

BRUSHED

Elegant and contemporary.

This colouring illuminates and at the same time shapes the details of the space.



Nero

Intensa e profonda.

Questa colorazione contrasta ed esalta le linee pulite delle finiture.

PVD BLACK

Intense and deep.

This colouring contrasts and enhances the clean lines of the finishes.



Rame

Delicata e brillante.

Questa colorazione accompagna lo sguardo verso nuovi standard estetici.

PVD COPPER

Delicate and brilliant.

This colouring takes the look to new aesthetic standards.



Oro

Iconica e preziosa.

Questa colorazione crea angoli di puro design.

PVD GOLD

Iconic and precious.

This colouring creates angles of pure design.



T84119G

Per il miglior acciaio inox, abbiamo scelto la migliore tecnologia per i rivestimenti: il **PVD**. Progettiamo prodotti dall'alta **resistenza e durevolezza**, anche grazie al PVD che è una delle più innovative tecniche di rivestimento, utilizzata originariamente nei programmi aerospaziali. In più, il PVD è un **processo di colorazione green**, perché più rispettoso dell'ambiente di quelli tradizionali, come la galvanica o la verniciatura, con zero impatti sulla nostra salute e su quella del pianeta.

Le colorazioni Tubico in PVD raccontano la ricerca, l'innovazione e il design presente in ogni nostra creazione.

For the best stainless steel, we chose the best coating technology: PVD. We design products with high strength and durability, also thanks to PVD which is one of the most innovative coating techniques, originally used in aerospace programmes. In addition, PVD is a green colouring process, because it is more environmentally friendly than traditional processes such as electroplating or painting, with zero impact on our health and that of the planet.


Tubico's PVD colours illustrate the research, innovation and design that goes into each of our creations.

Tevere



Linee affascinanti
che uniscono
contemporaneità,
innovazione,
bellezza eterna.


*Fascinating lines
that combine
contemporaneity,
innovation
and eternal
beauty.*





T44119G

Rubinetteria Tevere



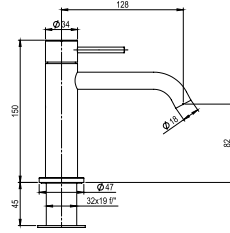
Nati per essere contemporanei. Le superfici lisce e pulite fanno dei rubinetti Tevere un accessorio di design per spazi moderni.

Born to be contemporary. The smooth and clean surfaces make Tevere taps a design accessory for modern spaces.



Miscelatore lavabo con diametro di 34 mm, in acciaio inox 316L, senza scarico, con bocca lunga 130 mm e aeratore anticalcare M16,5x1 e flessibili di collegamento G3/8".

Washbasin mixer with 34 mm diameter, in 316L stainless steel, without drain, with 130 mm long spout and M16,5x1 anti-limescale aerator and G3/8" flexible connection.

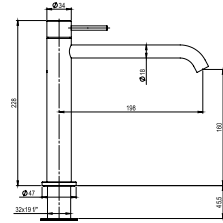


CODICE	COLORAZIONE	FINITURA	EAN	LISTINO
T44119S	Brushed	● AISI 316L	8055715592847	€ 245
T44119C	PVD Copper	● AISI 316L	8055715592854	€ 416
T44119B	PVD Black	● AISI 316L	8055715592861	€ 416
T44119G	PVD Gold	● AISI 316L	8055715592878	€ 416



Miscelatore lavabo alto, diametro di 34 mm, in acciaio inox 316L, senza scarico, con bocca lunga 200 mm, con aeratore anticalcare M16,5x1 e flessibili di collegamento G3/8".

High washbasin mixer, 34 mm diameter, in 316L stainless steel, without drain, with 200 mm long spout, with M16,5x1 anti-limescale aerator and flexible connection hoses G3/8".

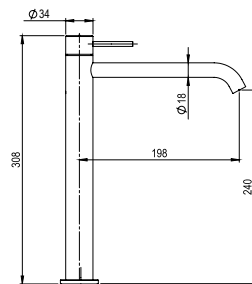


CODICE	COLORAZIONE	FINITURA	EAN	LISTINO
T44166S	Brushed	● AISI 316L	8055715592885	€ 331
T44166C	PVD Copper	● AISI 316L	8055715592892	€ 563
T44166B	PVD Black	● AISI 316L	8055715592908	€ 563
T44166G	PVD Gold	● AISI 316L	8055715592915	€ 563



Miscelatore lavabo alto, diametro di 34 mm, in acciaio inox 316L, senza scarico, con bocca lunga 200 mm, aeratore anticalcare M16,5x1 e flessibili di collegamento G3/8".

High washbasin mixer, 34 mm diameter, in 316L stainless steel, without drain, with 200 mm long spout, M16,5x1 anti-limescale aerator and flexible connection hoses G3/8".

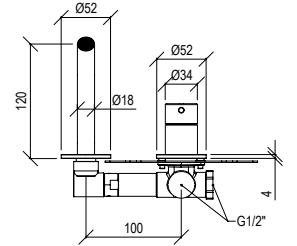


CODICE	COLORAZIONE	FINITURA	EAN	LISTINO
T44120S	Brushed	● AISI 316L	8055715592922	€ 342
T44120C	PVD Copper	● AISI 316L	8055715592939	€ 582
T44120B	PVD Black	● AISI 316L	8055715592946	€ 582
T44120G	PVD Gold	● AISI 316L	8055715592953	€ 582



Miscelatore lavabo ad incasso, diametro di 34 mm, in acciaio inox 316L, con bocca lunga 120 mm, aeratore anticalcare M16,5x1 e connessione G1/2". Comprensivo di corpo incasso in ottone.

Recessed washbasin mixer, 34 mm diameter, in 316L stainless steel, with 120 mm long spout, M16,5x1 antiscalc aerator and G1/2" connection. Brass built-in body included.

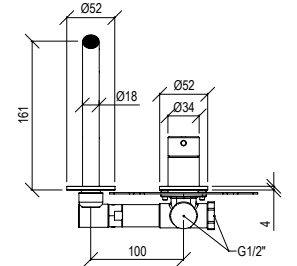


CODICE	COLORAZIONE	FINITURA	EAN	LISTINO
T44016S	Brushed	● AISI 316L	8055715592960	€ 335
T44016C	PVD Copper	● AISI 316L	8055715592977	€ 570
T44016B	PVD Black	● AISI 316L	8055715592984	€ 570
T44016G	PVD Gold	● AISI 316L	8055715592991	€ 570



Miscelatore lavabo ad incasso, diametro di 34 mm, in acciaio inox 316L, con bocca lunga 160 mm, aeratore anticalcare M16,5x1 e connessione G1/2". Comprensivo di corpo incasso in ottone.

Recessed washbasin mixer, 34 mm diameter, in 316L stainless steel, with 160 mm long spout, M16,5x1 antiscalc aerator and G1/2" connection. Brass built-in body included.

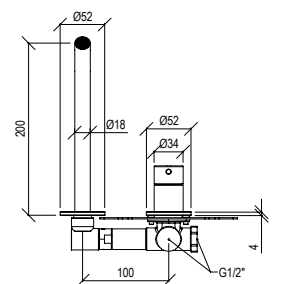


CODICE	COLORAZIONE	FINITURA	EAN	LISTINO
T44131S	Brushed	● AISI 316L	8055715593004	€ 341
T44131C	PVD Copper	● AISI 316L	8055715593011	€ 581
T44131B	PVD Black	● AISI 316L	8055715593028	€ 581
T44131G	PVD Gold	● AISI 316L	8055715593035	€ 581



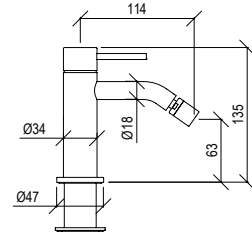
Miscelatore lavabo incasso con diametro di 34 mm, in acciaio inox 316L, con bocca lunga 200 mm, aeratore anticalcare M16,5x1 e connessione G1/2". Comprensivo di corpo incasso in ottone.

Recessed washbasin mixer with a diameter of 34 mm, in 316L stainless steel, with 200 mm long spout, M16,5x1 anti-limescale aerator and G1/2" connection. Brass built-in body included.



CODICE	COLORAZIONE	FINITURA	EAN	LISTINO
T44197S	Brushed	● AISI 316L	8055715593042	€ 348
T44197C	PVD Copper	● AISI 316L	8055715593059	€ 592
T44197B	PVD Black	● AISI 316L	8055715593066	€ 592
T44197G	PVD Gold	● AISI 316L	8055715593073	€ 592

Miscelatore per bidet con diametro di 34 mm, in acciaio inox 316L senza scarico, con bocca con snodo, aeratore anticalcare M16,5x1 e flessibili di collegamento G3/8".




Bidet mixer with a diameter of 34 mm, in 316L stainless steel without drain, with swivel spout, M16,5x1 anti-limescale aerator and G3/8" flexible connection hoses.



CODICE	COLORAZIONE	FINITURA	EAN	LISTINO
T44274S	Brushed	● AISI 316L	8055715593080	€ 277
T44274C	PVD Copper	● AISI 316L	8055715593097	€ 470
T44274B	PVD Black	● AISI 316L	8055715593103	€ 470
T44274G	PVD Gold	● AISI 316L	8055715593110	€ 470



Doccia e Vasca Tevere



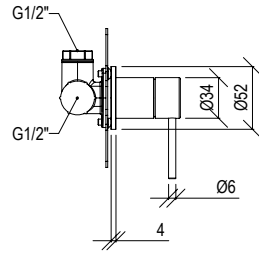
Risparmio idrico,
design essenziale,
visione tutta italiana.

*Water conserving,
essential design,
all-Italian vision.*



Miscelatore monocomando ad incasso con diametro di 34 mm, in acciaio inox 316L, con uscita in alto e connessione G1/2". Comprensivo di corpo incasso in ottone.

Recessed single lever mixer with a diameter of 34 mm, in 316L stainless steel, with top outlet and G1/2" connection. Brass built-in body included.

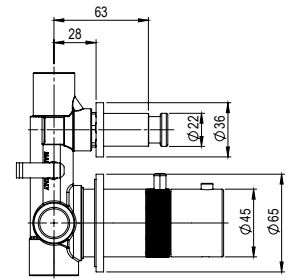


CODICE	COLORAZIONE	FINITURA	EAN	LISTINO
T44040S	Brushed	● AISI 316L	8055715593127	€ 207
T44040C	PVD Copper	● AISI 316L	8055715593134	€ 352
T44040B	PVD Black	● AISI 316L	8055715593141	€ 352
T44040G	PVD Gold	● AISI 316L	8055715593158	€ 352



Miscelatore termostatico incasso a 2 vie da diametro di 45 mm, in acciaio inox 316L, deviatore a pulsante con ritorno automatico e connessione G1/2".

2-way built-in thermostatic mixer a diameter of 45 mm, in 316L stainless steel, push button diverter with automatic return and G1/2" connection.

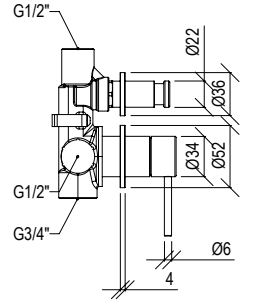


CODICE	COLORAZIONE	FINITURA	EAN	LISTINO
T54117S	Brushed	● AISI 316L	8055715598191	€ 619
T54117C	PVD Copper	● AISI 316L	8055715598207	€ 1.051
T54117B	PVD Black	● AISI 316L	8055715598214	€ 1.051
T54117G	PVD Gold	● AISI 316L	8055715598221	€ 1.051



Miscelatore monocomando ad incasso 2 vie da diametro di 34 mm, in acciaio inox 316L, deviatore a pulsante con ritorno automatico e connessione G1/2". Comprensivo di corpo incasso in ottone.

2-way recessed single lever mixer a diameter of 34 mm, in 316L stainless steel, push button diverter with automatic return and G1/2" connection. Brass built-in body included.

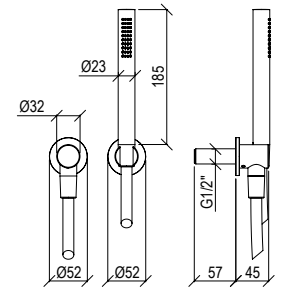


CODICE	COLORAZIONE	FINITURA	EAN	LISTINO
T44080S	Brushed	● AISI 316L	8055715593165	€ 320
T44080C	PVD Copper	● AISI 316L	8055715593172	€ 580
T44080B	PVD Black	● AISI 316L	8055715593189	€ 580
T44080G	PVD Gold	● AISI 316L	8055715593196	€ 580



Set doccia in acciaio inox 316L, doccetta anticalcare con flessibile lunga 1600 mm, presa d'acqua con connessione G1/2" e supporto doccia rosone da diametro di 52 mm.

Shower set made in 316L stainless steel, anti-limescale hand shower with 1600 mm long flexible hose, water inlet with G1/2" connection and 52 mm diameter rosette shower holder.

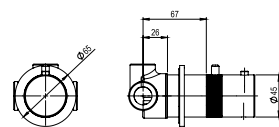


CODICE	COLORAZIONE	FINITURA	EAN	LISTINO
T34055S	Brushed	● AISI 316L	8055715593202	€ 348
T34055C	PVD Copper	● AISI 316L	8055715593219	€ 595
T34055B	PVD Black	● AISI 316L	8055715593226	€ 595
T34055G	PVD Gold	● AISI 316L	8055715593233	€ 595



Miscelatore termostatico coassiale incasso da diametro di 45 mm, in acciaio inox 316L, uscita in alto e connessione G1/2".

Built-in thermostatic mixer a diameter of 45 mm, in 316L stainless steel with up water output and G1/2" connection.

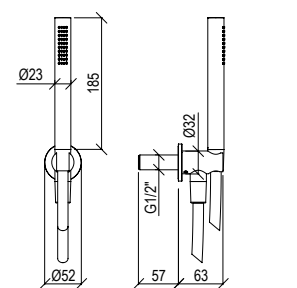


CODICE	COLORAZIONE	FINITURA	EAN	LISTINO
T54014S	Brushed	● AISI 316L	8055715598818	€ 476
T54014C	PVD Copper	● AISI 316L	8055715598894	€ 810
T54014B	PVD Black	● AISI 316L	8055715599006	€ 810
T54014G	PVD Gold	● AISI 316L	8055715593653	€ 810



Set doccia in acciaio inox 316L con doccetta anticalcare con flessibile lungo 1600 mm, presa d'acqua con supporto doccia con connessione G1/2" e rosone da diametro di 52 mm.

316L stainless steel shower set with anti-limescale hand shower with 1600 mm long flexible hose, water inlet with shower holder with G1/2" connection and 52 mm diameter rosette.

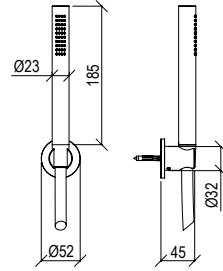


CODICE	COLORAZIONE	FINITURA	EAN	LISTINO
T34054S	Brushed	● AISI 316L	8055715593240	€ 275
T34054C	PVD Copper	● AISI 316L	8055715593257	€ 468
T34054B	PVD Black	● AISI 316L	8055715593264	€ 468
T34054G	PVD Gold	● AISI 316L	8055715593271	€ 468



Set doccia in acciaio inox 316L, con doccetta anticalcare dotata di flessibile lungo 1600 mm, supporto doccia e rosone da diametro di 52 mm.

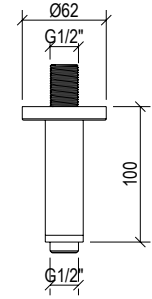
Shower set in 316L stainless steel, with anti-limescale hand shower equipped with 1600 mm long flexible hose, shower holder and 52 mm diameter rosette.



CODICE	COLORAZIONE	FINITURA	EAN	LISTINO
T34076S	Brushed	● AISI 316L	8055715593288	€ 255
T34076C	PVD Copper	● AISI 316L	8055715593295	€ 423
T34076B	PVD Black	● AISI 316L	8055715593301	€ 423
T34076G	PVD Gold	● AISI 316L	8055715593318	€ 423

Braccio doccia a soffitto lungo 100 mm in acciaio inox 316L, con connessione G1/2".

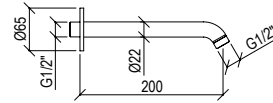
100 mm long ceiling-mounted shower arm in 316L stainless steel, with G1/2" connection.



CODICE	COLORAZIONE	FINITURA	EAN	LISTINO
T64207S	Brushed	● AISI 316L	8055715594407	€ 130
T64207C	PVD Copper	● AISI 316L	8055715594414	€ 225
T64207B	PVD Black	● AISI 316L	8055715594421	€ 225
T64207G	PVD Gold	● AISI 316L	8055715594438	€ 225

Braccio doccia a parete lungo 200 mm in acciaio inox 316L con connessione G1/2".

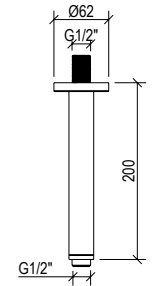
200 mm long wall-mounted shower arm in 316L stainless steel with G1/2" connection.



CODICE	COLORAZIONE	FINITURA	EAN	LISTINO
T54046S	Brushed	● AISI 316L	8055715593325	€ 152
T54046C	PVD Copper	● AISI 316L	8055715593332	€ 260
T54046B	PVD Black	● AISI 316L	8055715593349	€ 260
T54046G	PVD Gold	● AISI 316L	8055715593356	€ 260

Braccio doccia a soffitto lungo 200 mm in acciaio inox 316L, con connessione G1/2".

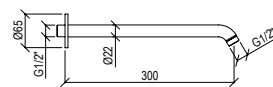

200 mm long ceiling-mounted shower arm in 316L stainless steel, with G1/2" connection.



CODICE	COLORAZIONE	FINITURA	EAN	LISTINO
T64208S	Brushed	● AISI 316L	8055715594445	€ 134
T64208C	PVD Copper	● AISI 316L	8055715594452	€ 227
T64208B	PVD Black	● AISI 316L	8055715594469	€ 227
T64208G	PVD Gold	● AISI 316L	8055715594476	€ 227

Braccio doccia a parete lungo 300 mm in acciaio inox 316L con connessione G1/2".

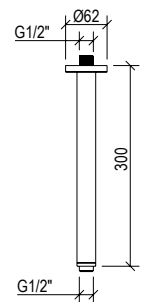

300 mm long wall-mounted shower arm in 316L stainless steel with G1/2" connection.



CODICE	COLORAZIONE	FINITURA	EAN	LISTINO
T54237S	Brushed	● AISI 316L	8055715593363	€ 167
T54237C	PVD Copper	● AISI 316L	8055715593370	€ 284
T54237B	PVD Black	● AISI 316L	8055715593387	€ 284
T54237G	PVD Gold	● AISI 316L	8055715593394	€ 284

Braccio doccia a soffitto lungo 300 mm in acciaio inox 316L, con connessione G1/2".

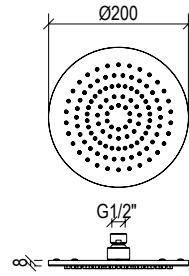
300 mm long ceiling-mounted shower arm in 316L stainless steel, with G1/2" connection.



CODICE	COLORAZIONE	FINITURA	EAN	LISTINO
T64128S	Brushed	● AISI 316L	8055715594483	€ 145
T64128C	PVD Copper	● AISI 316L	8055715594490	€ 236
T64128B	PVD Black	● AISI 316L	8055715594506	€ 236
T64128G	PVD Gold	● AISI 316L	8055715594513	€ 236

Soffione doccia tondo, diametro di 200 mm, in acciaio inox 316L, ispezionabile, con ugelli anticalcare e connessione con snodo a sfera G1/2".

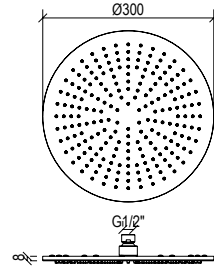
Round shower head, 200 mm diameter, in 316L stainless steel, inspectable, with anti-limescale nozzles and G1/2" ball joint connection.



CODICE	COLORAZIONE	FINITURA	EAN	LISTINO
T63072S	Brushed	● AISI 316L	8055715591840	€ 348
T63072C	PVD Copper	● AISI 316L	8055715591857	€ 626
T63072B	PVD Black	● AISI 316L	8055715591864	€ 626
T63072G	PVD Gold	● AISI 316L	8055715591871	€ 626

Soffione doccia tondo, diametro di 300 mm in acciaio inox 316L, ispezionabile, con ugelli anticalcare e connessione con snodo a sfera G1/2".

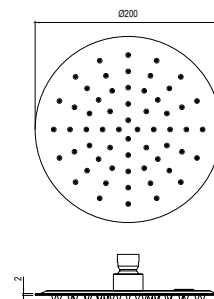
Round shower head, 300 mm diameter in 316L stainless steel, inspectable, with anti-limescale nozzles and G1/2" ball joint connection.



CODICE	COLORAZIONE	FINITURA	EAN	LISTINO
T63276S	Brushed	● AISI 316L	8055715591888	€ 571
T63276C	PVD Copper	● AISI 316L	8055715591895	€ 1.028
T63276B	PVD Black	● AISI 316L	8055715591901	€ 1.028
T63276G	PVD Gold	● AISI 316L	8055715591918	€ 1.028

Soffione doccia tondo, diametro 200 mm, in acciaio inox 304L, con ugelli anticalcare e connessione con snodo a sfera G1/2".

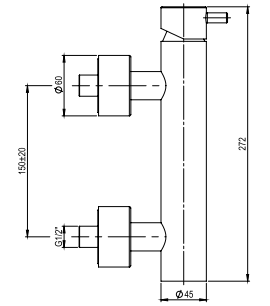
Round shower head, 200 mm diameter, in 304L stainless steel, with anti-limescale nozzles and G1/2" ball joint connection.



CODICE	COLORAZIONE	FINITURA	EAN	LISTINO
T14072S	Brushed	● AISI 304L	8055715598245	€ 1.37
T14072C	PVD Copper	● AISI 304L	8055715598252	€ 484
T14072B	PVD Black	● AISI 304L	8055715598269	€ 484
T14072G	PVD Gold	● AISI 304L	8055715598276	€ 484

Miscelatore esterno doccia da diametro di 45 mm, in acciaio inox 316L, con uscita doccia e connessione G1/2".

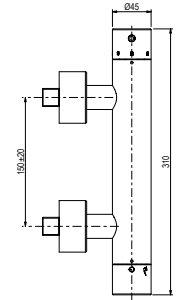
Wall mounted shower mixer a diameter of 45 mm, in 316L stainless steel, shower connection G1/2".



CODICE	COLORAZIONE	FINITURA	EAN	LISTINO
T34081S	Brushed	● AISI 316L	8055715598825	€ 614
T34081C	PVD Copper	● AISI 316L	8055715599020	€ 1.044
T34081B	PVD Black	● AISI 316L	8055715599037	€ 1.044
T34081G	PVD Gold	● AISI 316L	8055715599044	€ 1.044

Miscelatore termostatico esterno doccia da diametro di 45 mm, in acciaio inox 316L, con blocco temperature 38°, cartuccia con sistema anticalcare, valvole antiritorno e connessione G1/2".

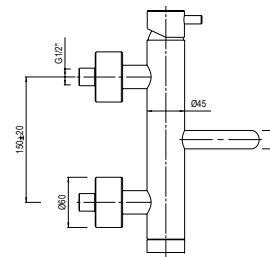
Wall mounted thermostatic shower mixer a diameter of 45 mm, in 316L stainless steel, 38° safety block, cartridge with anti-limestone system, check valves and G1/2" connection.



CODICE	COLORAZIONE	FINITURA	EAN	LISTINO
T34013S	Brushed	● AISI 316L	8055715598832	€ 775
T34013C	PVD Copper	● AISI 316L	8055715599051	€ 1.316
T34013B	PVD Black	● AISI 316L	8055715599068	€ 1.316
T34013G	PVD Gold	● AISI 316L	8055715599075	€ 1.316

Miscelatore mono comando esterno vasca da diametro di 45 mm, in acciaio inox 316L, deviatore a tiro con ritorno automatico, bocca con aeratore anticalcare M18,5x1 e connessione G1/2".

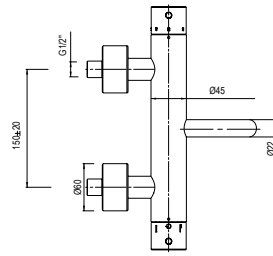
Wall mounted bathtub mixer a diameter of 45 mm, in 316L stainless steel, pulling diverter with automatic return, spout with anti-limestone aerator M18,5 x 1 and G1/2" connection.



CODICE	COLORAZIONE	FINITURA	EAN	LISTINO
T54011S	Brushed	● AISI 316L	8055715598849	€ 661
T54011C	PVD Copper	● AISI 316L	8055715598856	€ 1.123
T54011B	PVD Black	● AISI 316L	8055715598863	€ 1.123
T54011G	PVD Gold	● AISI 316L	8055715598870	€ 1.123

Miscelatore termostatico esterno vasca da diametro di 45 mm, in acciaio inox 316L, bocca con aeratore anticalcare M18,5x1, blocco temperature 38°, cartuccia con sistema anticalcare, connessione G1/2" con valvole anti ritorno.

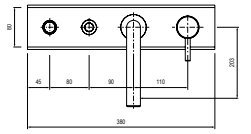
Wall mounted thermostatic bathtub mixer a diameter of 45 mm, in 316L stainless steel. With spout with anti-limestone aerator M18,5 x1, 38° safety block, cartridge with anti-limestone system, G1/2" connection with check valves.



CODICE	COLORAZIONE	FINITURA	EAN	LISTINO
T54018S	Brushed	● AISI 316L	8055715598887	€ 922
T54018C	PVD Copper	● AISI 316L	8055715599082	€ 1.567
T54018B	PVD Black	● AISI 316L	8055715599099	€ 1.567
T54018G	PVD Gold	● AISI 316L	8055715599105	€ 1.567

Miscelatore mono comando bordo vasca da diametro di 45 mm in acciaio inox 316L con bocca 200 mm con aeratore anticalcare M24x1, doccetta anticalcare con flessibile lungo 2000 mm con deviatore a pulsante con ritorno automatico e connessione G1/2".

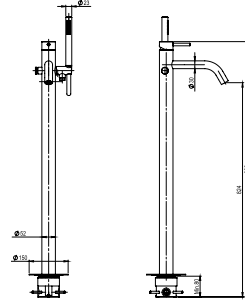
Desk-mount bathtub mixer a diameter of 45 mm, in 316L stainless steel, spout 200 mm with anti-limestone aerator M24x1, anti-limestone hand shower with 2000 mm flexible hose, push button diverter with automatic return, G1/2" connection.



CODICE	COLORAZIONE	FINITURA	EAN	LISTINO
T34201S	Brushed	● AISI 316L	8055715599198	€ 982
T34201C	PVD Copper	● AISI 316L	8055715599204	€ 1.669
T34201B	PVD Black	● AISI 316L	8055715599211	€ 1.669
T34201G	PVD Gold	● AISI 316L	8055715599228	€ 1.669

Miscelatore freestanding vasca da diametro di 52 mm, in acciaio inox 316L, con deviatore a tiro con ritorno automatico, doccetta anticalcare con flessibile lungo 1600 mm, bocca con aeratore anticalcare M24x1 e connessione G1/2".

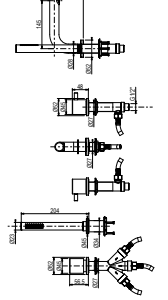
Freestanding bathtub mixer a diameter of 52 mm, in 316L stainless steel, pulling diverter with automatic return, anti-limestone hand shower with 1600 mm flexible hose, spout with anti-limestone aerator M24x1 and G1/2" connection.



CODICE	COLORAZIONE	FINITURA	EAN	LISTINO
T54124S	Brushed	● AISI 316L	8055715599112	€ 1.730
T54124C	PVD Copper	● AISI 316L	8055715599129	€ 2.829
T54124B	PVD Black	● AISI 316L	8055715599136	€ 2.829
T54124G	PVD Gold	● AISI 316L	8055715599143	€ 2.829

Miscelatore mono comando bordo vasca 5 fori da diam. di 45 mm, in acciaio inox 316L, con bocca da 150 mm con aeratore anticalcare M24x1, doccetta anticalcare con flessibile lunga 200cm con deviatore a pulsante con ritorno automatico e vitone ceramico 1/4 di giro.

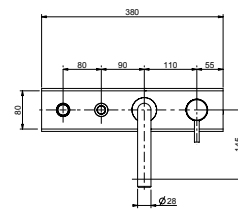

5 hole desk-mount bathtub mixer a diam. of 45 mm, in 316L stainless steel, spout 150 mm with anti-limestone aerator M24x1, anti-limestone hand shower with 2000 mm flexible hose, push button diverter with automatic return, 1/4 rotation ceramic valve.



CODICE	COLORAZIONE	FINITURA	EAN	LISTINO
T34024S	Brushed	● AISI 316L	8055715599235	€ 1.032
T34024C	PVD Copper	● AISI 316L	8055715599242	€ 1.754
T34024B	PVD Black	● AISI 316L	8055715599259	€ 1.754
T34024G	PVD Gold	● AISI 316L	8055715599266	€ 1.754

Miscelatore mono comando bordo vasca da diametro di 45 mm in acciaio inox 316L con bocca 150 mm con aeratore anticalcare M24x1, doccetta anticalcare con flessibile lunga 2000 mm con deviatore a pulsante con ritorno automatico e connessione G1/2".

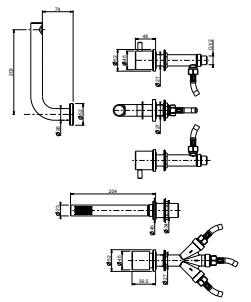
Desk-mount bathtub mixer a diameter of 45 mm, in 316L stainless steel, spout 150 mm with anti-limestone aerator M24x1, anti-limestone hand shower with 2000 mm flexible hose, push button diverter with automatic return, G1/2" connection.



CODICE	COLORAZIONE	FINITURA	EAN	LISTINO
T34001S	Brushed	● AISI 316L	8055715599150	€ 935
T34001C	PVD Copper	● AISI 316L	8055715599167	€ 1.597
T34001B	PVD Black	● AISI 316L	8055715599174	€ 1.597
T34001G	PVD Gold	● AISI 316L	8055715599181	€ 1.597

Miscelatore mono comando bordo vasca 5 da diam. di 45 mm, in acciaio inox 316L, con bocca da 200 mm con aeratore anticalcare M24x1, doccetta anticalcare con flessibile lunga 2000 mm con deviatore a pulsante con ritorno automatico e vitone ceramico 1/4 di giro.

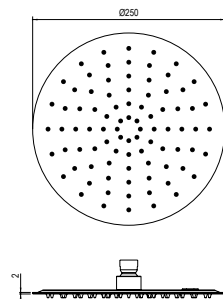
5 hole desk-mount bathtub mixer a diam. of 45 mm, in 316L stainless steel, spout 200 mm with anti-limestone aerator M24x1, anti-limestone hand shower with 2000 mm flexible hose, push button diverter with automatic return, 1/4 rotation ceramic valve.



CODICE	COLORAZIONE	FINITURA	EAN	LISTINO
T34202S	Brushed	● AISI 316L	8055715599273	€ 1.058
T34202C	PVD Copper	● AISI 316L	8055715599280	€ 1.800
T34202B	PVD Black	● AISI 316L	8055715599297	€ 1.800
T34202G	PVD Gold	● AISI 316L	8055715599303	€ 1.800

Soffione doccia tondo, diametro 250 mm, in acciaio inox 304L, con ugelli anticalcare e connessione con snodo a sfera G1/2".

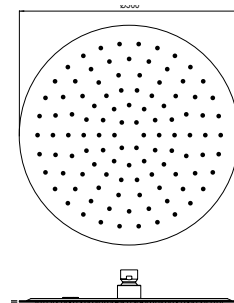
Round shower head, 250 mm diameter, in 304L stainless steel, with anti-limescale nozzles and G1/2" ball joint connection.



CODICE	COLORAZIONE	FINITURA	EAN	LISTINO
T34072S	Brushed	● AISI 304L	8055715598283	€ 187
T34072C	PVD Copper	● AISI 304L	8055715598290	€ 621
T34072B	PVD Black	● AISI 304L	8055715598306	€ 621
T34072G	PVD Gold	● AISI 304L	8055715598313	€ 621

Soffione doccia tondo, diametro 300 mm, in acciaio inox 304L, con ugelli anticalcare e connessione con snodo a sfera G1/2".

Round shower head, 300 mm diameter, in 304L stainless steel, with anti-limescale nozzles and G1/2" ball joint connection.



CODICE	COLORAZIONE	FINITURA	EAN	LISTINO
T14276S	Brushed	● AISI 304L	8055715598320	€ 199



Loira




Animo naturale,
funzionalità
irresistibile.
Una linea che si adatta
ad ogni ambiente,
arricchendolo di
design senza tempo.

*Natural soul,
addictive functionality.
A collection that suits
to every environment,
enriching it with
timeless design.*



Rubinetteria Loira



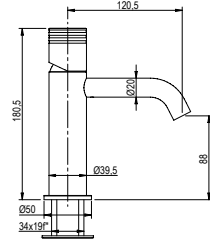
Estetica minimale,
animo naturale.
Rubinetteria in acciaio
inox resistente
e rispettosa
dell'ambiente.
Lasciati guidare
dal flusso.

*Minimalist aesthetics,
natural soul.
Environmentally
friendly stainless
steel faucets. Let
yourself be guided
by the flow.*



Miscelatore per lavabo diametro 40 mm, in acciaio inox 316L senza scarico, con bocca lunga 120 mm con aeratore anticalcare M16,5x1 e flessibili di collegamento G3/8".

Washbasin mixer with a diameter 40 mm, in 316L stainless steel, without drain, with 120 mm long spout and M16,5x1 anti-limescale aerator and G3/8" flexible connection.

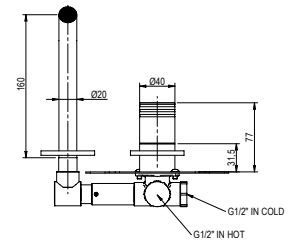


CODICE	COLORAZIONE	FINITURA	EAN	LISTINO
T34119S	Brushed	● AISI 316L	8055715599310	€ 342
T34119C	PVD Copper	● AISI 316L	8055715599327	€ 655
T34119B	PVD Black	● AISI 316L	8055715599334	€ 655
T34119G	PVD Gold	● AISI 316L	8055715599341	€ 655



Miscelatore per lavabo ad incasso diametro 40 mm, in acciaio inox 316L con bocca lunga 160 mm e aeratore anticalcare M16,5x1 e connessione G1/2". Comprensivo di corpo incasso.

Built-in washbasin mixer, 40 mm diameter, in 316L stainless steel, with 160 mm long spout, with M16,5x1 anti-limescale aerator and G1/2" connection. Built-in body included.

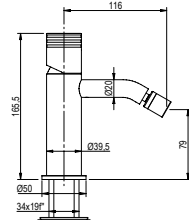


CODICE	COLORAZIONE	FINITURA	EAN	LISTINO
T34131S	Brushed	● AISI 316L	8055715599396	€ 516
T34131C	PVD Copper	● AISI 316L	8055715599402	€ 722
T34131B	PVD Black	● AISI 316L	8055715599419	€ 722
T34131G	PVD Gold	● AISI 316L	8055715599426	€ 722



Miscelatore per bidet con diametro di 40 mm, in acciaio inox 316L senza scarico, con bocca con snodo, aeratore anticalcare M16,5x1 e flessibili di collegamento G3/8".

Bidet mixer with a diameter of 40 mm, in 316L stainless steel without drain, with swivel spout, M16,5x1 anti-limescale aerator and G3/8" flexible connection hoses.

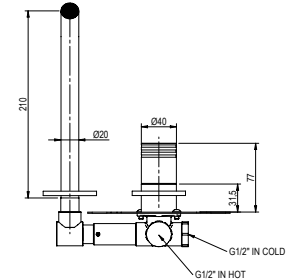


CODICE	COLORAZIONE	FINITURA	EAN	LISTINO
T34274S	Brushed	● AISI 316L	8055715599471	€ 387
T34274C	PVD Copper	● AISI 316L	8055715599488	€ 714
T34274B	PVD Black	● AISI 316L	8055715599495	€ 714
T34274G	PVD Gold	● AISI 316L	8055715599501	€ 714



Miscelatore per lavabo ad incasso diametro 40 mm, in acciaio inox 316L con bocca lunga 210 mm e aeratore anticalcare M16,5x1 e connessione G1/2".

Built-in washbasin mixer, 40 mm diameter, in 316L stainless steel, with 180 mm long spout, with M16,5x1 anti-limescale aerator and G1/2" connection.

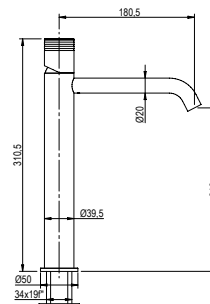


CODICE	COLORAZIONE	FINITURA	EAN	LISTINO
T34197S	Brushed	● AISI 316L	8055715599433	€ 534
T34197C	PVD Copper	● AISI 316L	8055715599440	€ 747
T34197B	PVD Black	● AISI 316L	8055715599457	€ 747
T34197G	PVD Gold	● AISI 316L	8055715599464	€ 747




Miscelatore alto per lavabo diametro 40 mm, in acciaio inox 316L senza scarico, con bocca lunga 180 mm e aeratore anticalcare M16,5x1 e flessibili di collegamento G3/8".

High washbasin mixer, 40 mm diameter, in 316L stainless steel, without drain, with 180 mm long spout, with M16,5x1 anti-limescale aerator and flexible connection hoses G3/8".



CODICE	COLORAZIONE	FINITURA	EAN	LISTINO
T34120S	Brushed	● AISI 316L	8055715599358	€ 444
T34120C	PVD Copper	● AISI 316L	8055715599365	€ 830
T34120B	PVD Black	● AISI 316L	8055715599372	€ 830
T34120G	PVD Gold	● AISI 316L	8055715599389	€ 830

Doccia e Vasca Loira

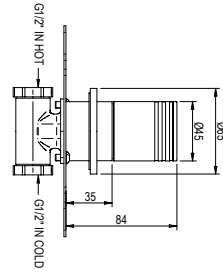


Risparmio idrico,
design essenziale,
visione tutta italiana.

*Water conserving,
essential design,
all-Italian vision.*

Miscelatore monocomando ad incasso diametro di 45 mm, in acciaio inox 316L, uscita in alto e connessione G1/2". Comprensivo di corpo incasso in ottone.

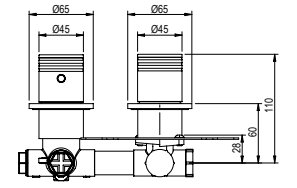
Built-in mixer a diameter of 45 mm, in 316L stainless steel with up water output and G1/2" connection. Brass built-in body included.



CODICE	COLORAZIONE	FINITURA	EAN	LISTINO
T34040S	Brushed	● AISI 316L	8055715599518	€ 414
T34040C	PVD Copper	● AISI 316L	8055715599525	€ 486
T34040B	PVD Black	● AISI 316L	8055715599532	€ 486
T34040G	PVD Gold	● AISI 316L	8055715599549	€ 486

Miscelatore idroprogressivo ad incasso 3 vie da diametro di 45 mm, in acciaio inox 316L, deviatore rotativo e connessione G1/2".

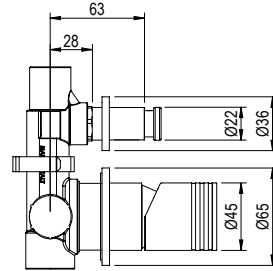
Flush-mounted 3-way hydroprogressive mixer a diameter of 45 mm, in 316L stainless steel, with rotary diverter and G1/2" connection.



CODICE	COLORAZIONE	FINITURA	EAN	LISTINO
T34931S	Brushed	● AISI 316L	8055715599631	€ 591
T34931C	PVD Copper	● AISI 316L	8055715599648	€ 1.005
T34931B	PVD Black	● AISI 316L	8055715599655	€ 1.005
T34931G	PVD Gold	● AISI 316L	8055715599662	€ 1.005

Miscelatore con monocomando ad incasso 2 vie da diametro di 45 mm, in acciaio inox 316L, deviatore a pulsante con ritorno automatico e connessione G1/2".

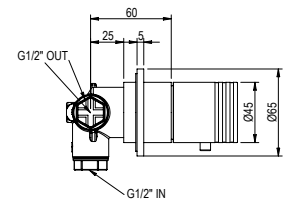
2-way recessed single lever mixer a diameter of 45 mm, in 316L stainless steel, push button diverter with automatic return and G1/2" connection.



CODICE	COLORAZIONE	FINITURA	EAN	LISTINO
T34080S	Brushed	● AISI 316L	8055715599556	€ 624
T34080C	PVD Copper	● AISI 316L	8055715599563	€ 825
T34080B	PVD Black	● AISI 316L	8055715599570	€ 825
T34080G	PVD Gold	● AISI 316L	8055715599587	€ 825

Deviatore rotativo incasso 2 vie diametro 45 mm, in acciaio inox 316L e connessione G1/2".

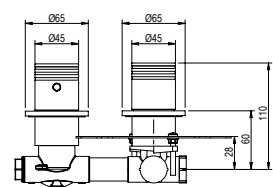
Flush-mounted rotary diverter 2-way mixer a diameter of 45 mm, in 316L stainless steel and G1/2" connection.



CODICE	COLORAZIONE	FINITURA	EAN	LISTINO
T34152S	Brushed	● AISI 316L	8055715599679	€ 314
T34152C	PVD Copper	● AISI 316L	8055715599686	€ 535
T34152B	PVD Black	● AISI 316L	8055715599693	€ 535
T34152G	PVD Gold	● AISI 316L	8055715599709	€ 535

Miscelatore idroprogressivo ad incasso 2 vie da diametro di 45 mm, in acciaio inox 316L, deviatore rotativo e connessione G1/2".

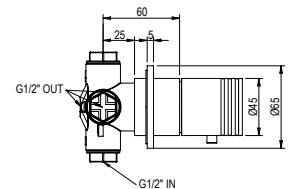
Flush-mounted 2-way hydroprogressive mixer a diameter of 45 mm, in 316L stainless steel, with rotary diverter and G1/2" connection.



CODICE	COLORAZIONE	FINITURA	EAN	LISTINO
T34930S	Brushed	● AISI 316L	8055715599594	€ 553
T34930C	PVD Copper	● AISI 316L	8055715599600	€ 941
T34930B	PVD Black	● AISI 316L	8055715599617	€ 941
T34930G	PVD Gold	● AISI 316L	8055715599624	€ 941

Deviatore rotativo incasso 3 vie diametro 45 mm, in acciaio inox 316L e connessione G1/2".

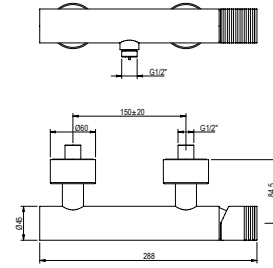
Flush-mounted rotary diverter 3-way mixer a diameter of 45 mm, in 316L stainless steel and G1/2" connection.



CODICE	COLORAZIONE	FINITURA	EAN	LISTINO
T34151S	Brushed	● AISI 316L	8055715599716	€ 360
T34151C	PVD Copper	● AISI 316L	8055715599723	€ 617
T34151B	PVD Black	● AISI 316L	8055715599747	€ 617
T34151G	PVD Gold	● AISI 316L	8055715599730	€ 617

Miscelatore monocomando esterno diametro di 45 mm, in acciaio inox 316L, uscita doccia e connessione G1/2".

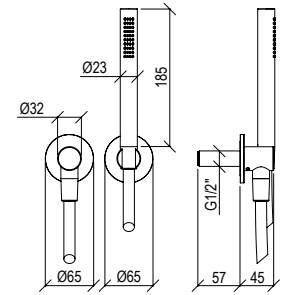
External single lever mixer a diameter of 45 mm, in 316L stainless steel with shower outlet and G1/2" connection.



CODICE	COLORAZIONE	FINITURA	EAN	LISTINO
T31081S	Brushed	● AISI 316L	8055715599754	€ 618
T31081C	PVD Copper	● AISI 316L	8055715599761	€ 1.069
T31081B	PVD Black	● AISI 316L	8055715599778	€ 1.069
T31081G	PVD Gold	● AISI 316L	8055715599785	€ 1.069

Set doccia in acciaio inox 316L, doccetta anticalcare con flessibile lunga 1600 mm, presa d'acqua con connessione G1/2" e supporto doccia rosone da diametro di 65 mm.

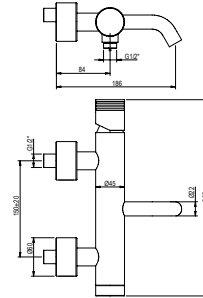
Shower set in 316L stainless steel, anti-limescale hand shower with 1600 mm long flexible hose, water inlet with G1/2" connection and 65 mm diameter rosette shower holder.



CODICE	COLORAZIONE	FINITURA	EAN	LISTINO
T54055S	Brushed	● AISI 316L	8055715599877	€ 368
T54055C	PVD Copper	● AISI 316L	8055715599884	€ 625
T54055B	PVD Black	● AISI 316L	8055715599907	€ 625
T54055G	PVD Gold	● AISI 316L	8055715599914	€ 625

Miscelatore monocomando esterno alla vasca in acciaio inox 316L, con deviatore a tiro con ritorno automatico, bocca con aeratore anticalcare M18,5x1 e connessione G1/2".

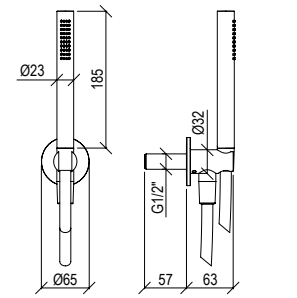
Single lever bath mixer in 316L stainless steel, with pull-type diverter with automatic return, spout with M18,5x1 anti-limescale aerator and G1/2" connection.



CODICE	COLORAZIONE	FINITURA	EAN	LISTINO
T34011S	Brushed	● AISI 316L	8055715599792	€ 763
T34011C	PVD Copper	● AISI 316L	8055715599808	€ 1.284
T34011B	PVD Black	● AISI 316L	8055715599815	€ 1.284
T34011G	PVD Gold	● AISI 316L	8055715599822	€ 1.284

Set doccia in acciaio inox 316L, doccetta anticalcare con flessibile lunga 1600 mm, presa d'acqua con connessione G1/2" e supporto doccia rosone da diametro di 65 mm.

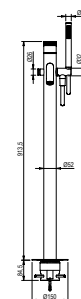
Shower set in 316L stainless steel, anti-limescale hand shower with 1600 mm long flexible hose, water inlet with G1/2" connection and 65 mm diameter rosette shower holder.



CODICE	COLORAZIONE	FINITURA	EAN	LISTINO
T54054S	Brushed	● AISI 316L	8055715599921	€ 276
T54054C	PVD Copper	● AISI 316L	8055715599938	€ 484
T54054B	PVD Black	● AISI 316L	8055715599945	€ 484
T54054G	PVD Gold	● AISI 316L	8055715599952	€ 484

Miscelatore monocomando per vasca a pavimento in acciaio inox 316L, con deviatore a tiro con ritorno automatico, doccetta anticalcare con flessibile lungo 1600 mm, bocca con aeratore anticalcare M24x1 e connessione G1/2".

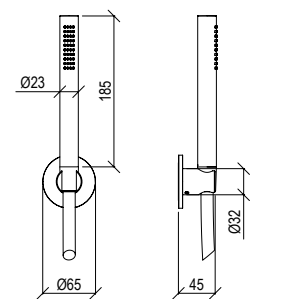
Single lever bath mixer in 316L stainless steel, with pull-type diverter with automatic return, anti-limescale hand shower with 1600 mm long flexible hose, spout with M24x1 anti-limescale aerator and G1/2" connection.



CODICE	COLORAZIONE	FINITURA	EAN	LISTINO
T34124S	Brushed	● AISI 316L	8055715599839	€ 1.870
T34124C	PVD Copper	● AISI 316L	8055715599846	€ 3.063
T34124B	PVD Black	● AISI 316L	8055715599853	€ 3.063
T34124G	PVD Gold	● AISI 316L	8055715599860	€ 3.063

Set doccia in acciaio inox 316L, doccetta anticalcare con flessibile lunga 1600 mm, supporto doccia rosone da diametro di 65 mm.

Shower set in 316L stainless steel, anti-limescale hand shower with 1600 mm long flexible hose, 65 mm diameter rosette shower holder.

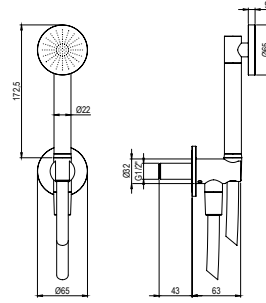


CODICE	COLORAZIONE	FINITURA	EAN	LISTINO
T54076S	Brushed	● AISI 316L	8055715599969	€ 263
T54076C	PVD Copper	● AISI 316L	8055715599976	€ 449
T54076B	PVD Black	● AISI 316L	8055715599983	€ 449
T54076G	PVD Gold	● AISI 316L	8055715599990	€ 449



Set doccia in acciaio inox 316L, doccetta anticalcare con flessibile lunga 1600 mm, presa d'acqua con connessione G1/2" e supporto doccia rosone da diametro di 65 mm.

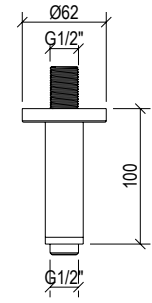
Shower set in 316L stainless steel, anti-limescale hand shower with 1600 mm long flexible hose, water inlet with G1/2" connection and 65 mm diameter rosette shower holder.



CODICE	COLORAZIONE	FINITURA	EAN	LISTINO
T31054S	Brushed	● AISI 316L	8055715593400	€ 333
T31054C	PVD Copper	● AISI 316L	8055715593417	€ 567
T31054B	PVD Black	● AISI 316L	8055715593424	€ 567
T31054G	PVD Gold	● AISI 316L	8055715593431	€ 567

Braccio doccia a soffitto lungo 100 mm in acciaio inox 316L, con connessione G1/2".

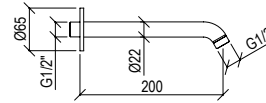
100 mm long ceiling-mounted shower arm in 316L stainless steel, with G1/2" connection.



CODICE	COLORAZIONE	FINITURA	EAN	LISTINO
T64207S	Brushed	● AISI 316L	8055715594407	€ 130
T64207C	PVD Copper	● AISI 316L	8055715594414	€ 225
T64207B	PVD Black	● AISI 316L	8055715594421	€ 225
T64207G	PVD Gold	● AISI 316L	8055715594438	€ 225

Braccio doccia a parete lungo 200 mm in acciaio inox 316L con connessione G1/2".

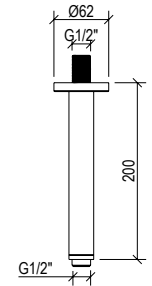
200 mm long wall-mounted shower arm in 316L stainless steel with G1/2" connection.



CODICE	COLORAZIONE	FINITURA	EAN	LISTINO
T54046S	Brushed	● AISI 316L	8055715593325	€ 152
T54046C	PVD Copper	● AISI 316L	8055715593332	€ 260
T54046B	PVD Black	● AISI 316L	8055715593349	€ 260
T54046G	PVD Gold	● AISI 316L	8055715593356	€ 260

Braccio doccia a soffitto lungo 200 mm in acciaio inox 316L, con connessione G1/2".

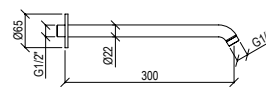

200 mm long ceiling-mounted shower arm in 316L stainless steel, with G1/2" connection.



CODICE	COLORAZIONE	FINITURA	EAN	LISTINO
T64208S	Brushed	● AISI 316L	8055715594445	€ 134
T64208C	PVD Copper	● AISI 316L	8055715594452	€ 227
T64208B	PVD Black	● AISI 316L	8055715594469	€ 227
T64208G	PVD Gold	● AISI 316L	8055715594476	€ 227

Braccio doccia a parete lungo 300 mm in acciaio inox 316L con connessione G1/2".

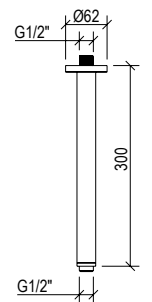

300 mm long wall-mounted shower arm in 316L stainless steel with G1/2" connection.



CODICE	COLORAZIONE	FINITURA	EAN	LISTINO
T54237S	Brushed	● AISI 316L	8055715593363	€ 167
T54237C	PVD Copper	● AISI 316L	8055715593370	€ 284
T54237B	PVD Black	● AISI 316L	8055715593387	€ 284
T54237G	PVD Gold	● AISI 316L	8055715593394	€ 284

Braccio doccia a soffitto lungo 300 mm in acciaio inox 316L, con connessione G1/2".

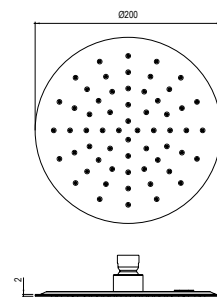
300 mm long ceiling-mounted shower arm in 316L stainless steel, with G1/2" connection.



CODICE	COLORAZIONE	FINITURA	EAN	LISTINO
T64128S	Brushed	● AISI 316L	8055715594483	€ 145
T64128C	PVD Copper	● AISI 316L	8055715594490	€ 326
T64128B	PVD Black	● AISI 316L	8055715594506	€ 326
T64128G	PVD Gold	● AISI 316L	8055715594513	€ 326

Soffione doccia tondo, diametro 200 mm, in acciaio inox 304L, con ugelli anticalcare e connessione con snodo a sfera G1/2".

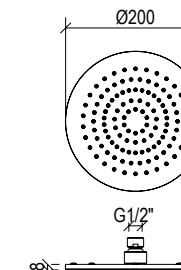
Round shower head, 200 mm diameter, in 304L stainless steel, with anti-limescale nozzles and G1/2" ball joint connection.



CODICE	COLORAZIONE	FINITURA	EAN	LISTINO
T14072S	Brushed	● AISI 304L	8055715598245	€ 137
T14072C	PVD Copper	● AISI 304L	8055715598252	€ 484
T14072B	PVD Black	● AISI 304L	8055715598269	€ 484
T14072G	PVD Gold	● AISI 304L	8055715598276	€ 484

Soffione doccia tondo, diametro di 200 mm, in acciaio inox 316L, ispezionabile, con ugelli anticalcare e connessione con snodo a sfera G1/2".

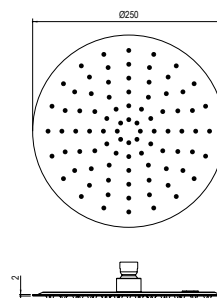
Round shower head, 200 mm diameter, in 316L stainless steel, inspectable, with anti-limescale nozzles and G1/2" ball joint connection.



CODICE	COLORAZIONE	FINITURA	EAN	LISTINO
T63072S	Brushed	● AISI 316L	8055715591840	€ 348
T63072C	PVD Copper	● AISI 316L	8055715591857	€ 626
T63072B	PVD Black	● AISI 316L	8055715591864	€ 626
T63072G	PVD Gold	● AISI 316L	8055715591871	€ 626

Soffione doccia tondo, diametro 250 mm, in acciaio inox 304L, con ugelli anticalcare e connessione con snodo a sfera G1/2".

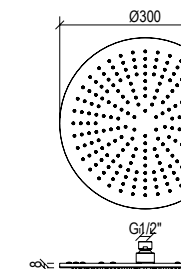
Round shower head, 250 mm diameter, in 304L stainless steel, with anti-limescale nozzles and G1/2" ball joint connection.



CODICE	COLORAZIONE	FINITURA	EAN	LISTINO
T34072S	Brushed	● AISI 304L	8055715598283	€ 187
T34072C	PVD Copper	● AISI 304L	8055715598290	€ 621
T34072B	PVD Black	● AISI 304L	8055715598306	€ 621
T34072G	PVD Gold	● AISI 304L	8055715598313	€ 621

Soffione doccia tondo, diametro di 300 mm in acciaio inox 316L, ispezionabile, con ugelli anticalcare e connessione con snodo a sfera G1/2".

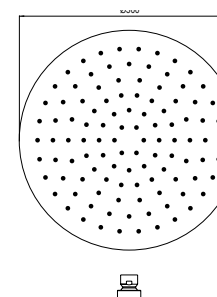
Round shower head, 300 mm diameter in 316L stainless steel, inspectable, with anti-limescale nozzles and G1/2" ball joint connection.



CODICE	COLORAZIONE	FINITURA	EAN	LISTINO
T63276S	Brushed	● AISI 316L	8055715591888	€ 571
T63276C	PVD Copper	● AISI 316L	8055715591895	€ 1.028
T63276B	PVD Black	● AISI 316L	8055715591901	€ 1.028
T63276G	PVD Gold	● AISI 316L	8055715591918	€ 1.028

Soffione doccia tondo, diametro 300 mm, in acciaio inox 304L, con ugelli anticalcare e connessione con snodo a sfera G1/2".

Round shower head, 300 mm diameter, in 304L stainless steel, with anti-limescale nozzles and G1/2" ball joint connection.



CODICE	COLORAZIONE	FINITURA	EAN	LISTINO
T14276S	Brushed	● AISI 304L	8055715598320	€ 199

Volga



T84120C



T84131S


Linee allungate ed essenziali. I rubinetti Volga si diramano come vie d'acqua nello spazio.

Elongated and essential lines. Volga taps branch off like waterways into space.



T84119B

Rubinetteria Volga



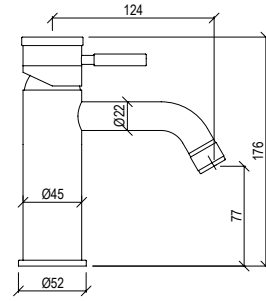
Linee eleganti
modulano rubinetti
dal fascino senza
tempo e dalla visione
contemporanea.

*Elegant lines shape
taps with timeless
charm and
a contemporary
vision.*



Miscelatore per lavabo in acciaio inox 316L senza scarico con bocca avente aeratore anticalcare M18, 5x1 e flessibili di collegamento G3/8" inclusi.

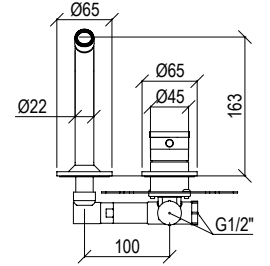
Washbasin mixer in 316L stainless steel without drain, with spout, M18, 5x1 anti-limescale aerator and G3/8" flexible connection hoses included.



CODICE	COLORAZIONE	FINITURA	EAN	LISTINO
T84119S	Brushed	● AISI 316L	8055715590003	€ 457
T84119C	PVD Copper	● AISI 316L	8055715590010	€ 756
T84119B	PVD Black	● AISI 316L	8055715590027	€ 756
T84119G	PVD Gold	● AISI 316L	8055715590034	€ 756

Miscelatore per lavabo ad incasso in acciaio inox 316L con bocca lunga 160 mm, aeratore anticalcare M18, 5x1 e connessione G1/2".

Recessed washbasin mixer in 316L stainless steel with 160 mm long spout, M18, 5x1 anti-limescale aerator and G1/2" connection.

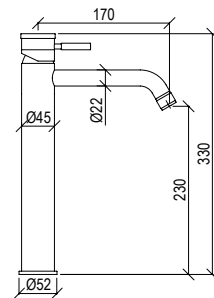


CODICE	COLORAZIONE	FINITURA	EAN	LISTINO
T84131S	Brushed	● AISI 316L	8055715590164	€ 468
T84131C	PVD Copper	● AISI 316L	8055715590171	€ 797
T84131B	PVD Black	● AISI 316L	8055715590188	€ 797
T84131G	PVD Gold	● AISI 316L	8055715590195	€ 797



Miscelatore per lavabo alto in acciaio inox 316L senza scarico con bocca lunga 170 mm, aeratore anticalcare M18, 5x1 e flessibili di collegamento G3/8" inclusi.

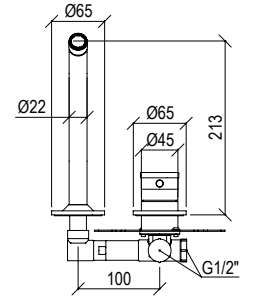
High washbasin mixer in 316L stainless steel without drain with 170 mm long spout, M18, 5x1 anti-limescale aerator and G3/8" flexible connections included.



CODICE	COLORAZIONE	FINITURA	EAN	LISTINO
T84120S	Brushed	● AISI 316L	8055715590041	€ 562
T84120C	PVD Copper	● AISI 316L	8055715590058	€ 937
T84120B	PVD Black	● AISI 316L	8055715590065	€ 937
T84120G	PVD Gold	● AISI 316L	8055715590072	€ 937

Miscelatore per lavabo ad incasso in acciaio inox 316L, bocca lunga 210 mm, aeratore anticalcare M18, 5x1 con Connessione G1/2".

Recessed washbasin mixer in 316L stainless steel, 210 mm long spout, M18 anti-limescale aerator, 5x1 with G1/2" connection.

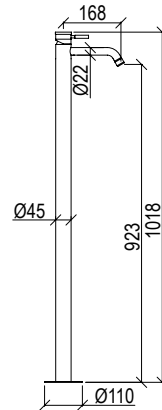


CODICE	COLORAZIONE	FINITURA	EAN	LISTINO
T84197S	Brushed	● AISI 316L	8055715590201	€ 506
T84197C	PVD Copper	● AISI 316L	8055715590218	€ 855
T84197B	PVD Black	● AISI 316L	8055715590225	€ 855
T84197G	PVD Gold	● AISI 316L	8055715590232	€ 855



Miscelatore per lavabo a pavimento in acciaio inox 316L con bocca lunga 170 mm, aeratore anticalcare M18, 5x1 e connessione G1/2".

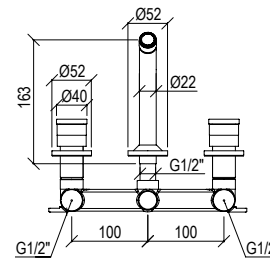
Floor-standing washbasin mixer in 316L stainless steel with 170 mm long spout, M18, 5x1 anti-limescale aerator and G1/2" connection.



CODICE	COLORAZIONE	FINITURA	EAN	LISTINO
T84142S	Brushed	● AISI 316L	8055715590089	€ 1.294
T84142C	PVD Copper	● AISI 316L	8055715590096	€ 2.070
T84142B	PVD Black	● AISI 316L	8055715590102	€ 2.070
T84142G	PVD Gold	● AISI 316L	8055715590119	€ 2.070

Miscelatore per lavabo ad incasso 3 fori in acciaio inox 316L, con bocca lunga 160 mm, aeratore anticalcare M18, 5x1 e vitone ceramico 1/4 giro e connessione G1/2".

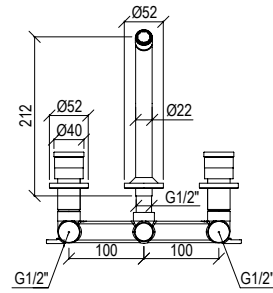
Recessed 3-hole washbasin mixer in 316L stainless steel, with 160 mm long spout, M18, 5x1 anti-limescale aerator and 1/4 turn ceramic screw and G1/2" connection.



CODICE	COLORAZIONE	FINITURA	EAN	LISTINO
T84103S	Brushed	● AISI 316L	8055715590249	€ 621
T84103C	PVD Copper	● AISI 316L	8055715590256	€ 993
T84103B	PVD Black	● AISI 316L	8055715590263	€ 993
T84103G	PVD Gold	● AISI 316L	8055715590270	€ 993

Miscelatore per lavabo ad incasso 3 fori in acciaio inox 316L, con bocca lunga 210 mm, aeratore anticalcare M18, 5x1 e vitone ceramico 1/4 giro e connessione G1/2".

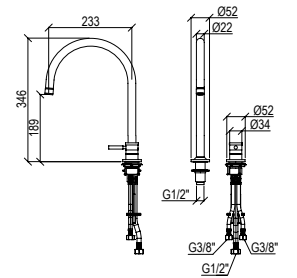
Recessed 3-hole washbasin mixer in 316L stainless steel, with 210 mm long spout, M18, 5x1 anti-limescale aerator and 1/4 turn ceramic screw and G1/2" connection.



CODICE	COLORAZIONE	FINITURA	EAN	LISTINO
T84196S	Brushed	● AISI 316L	8055715590287	€ 631
T84196C	PVD Copper	● AISI 316L	8055715590294	€ 1.005
T84196B	PVD Black	● AISI 316L	8055715590300	€ 1.005
T84196G	PVD Gold	● AISI 316L	8055715590317	€ 1.005

Miscelatore per lavabo 2 fori in acciaio inox 316L senza scarico, con bocca ad arco, aeratore anticalcare M18, 5x1 e flessibili di collegamento G3/8" inclusi.

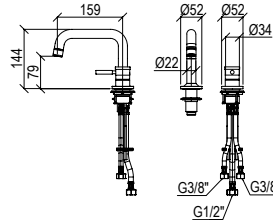
2-hole washbasin mixer in 316L stainless steel without drain, with arched spout, anti-limescale aerator M18, 5x1 and flexible connection hoses G3/8" included.



CODICE	COLORAZIONE	FINITURA	EAN	LISTINO
T84193S	Brushed	● AISI 316L	8055715590409	€ 565
T84193C	PVD Copper	● AISI 316L	8055715590416	€ 961
T84193B	PVD Black	● AISI 316L	8055715590423	€ 961
T84193G	PVD Gold	● AISI 316L	8055715590430	€ 961

Miscelatore per lavabo 2 fori in acciaio inox 316L senza scarico, con bocca bassa, aeratore anticalcare M18, 5x1 e flessibili di collegamento G3/8" inclusi.

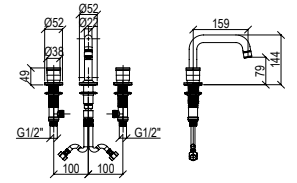
2-hole washbasin mixer in 316L stainless steel without drain, with low spout, anti-limescale aerator M18, 5x1 and flexible connection hoses G3/8" included.



CODICE	COLORAZIONE	FINITURA	EAN	LISTINO
T84112S	Brushed	● AISI 316L	8055715590324	€ 520
T84112C	PVD Copper	● AISI 316L	8055715590331	€ 907
T84112B	PVD Black	● AISI 316L	8055715590348	€ 907
T84112G	PVD Gold	● AISI 316L	8055715590355	€ 907

Miscelatore per lavabo 3 fori in acciaio inox 316L senza scarico, con bocca bassa, aeratore anticalcare M18, 5x1 e vitone ceramico 1/4 giro e connessione G1/2".

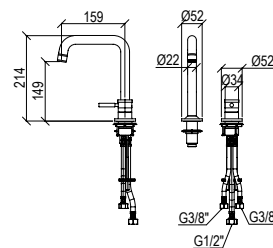
3-hole 316L stainless steel basin mixer without drain, with low spout, M18, 5x1 anti-limescale aerator and 1/4 turn ceramic screw and G1/2" connection.



CODICE	COLORAZIONE	FINITURA	EAN	LISTINO
T84109S	Brushed	● AISI 316L	8055715590447	€ 629
T84109C	PVD Copper	● AISI 316L	8055715590454	€ 1.039
T84109B	PVD Black	● AISI 316L	8055715590461	€ 1.039
T84109G	PVD Gold	● AISI 316L	8055715590478	€ 1.039

Miscelatore per lavabo 2 fori in acciaio inox 316L senza scarico, con bocca alta, aeratore anticalcare M18, 5x1 e flessibili di collegamento G3/8" inclusi.

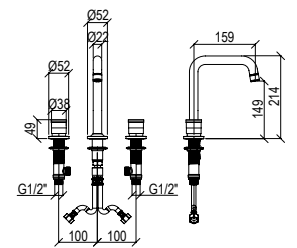
2-hole washbasin mixer in 316L stainless steel without drain, with high spout, anti-limescale aerator M18, 5x1 and flexible connection hoses G3/8" included.



CODICE	COLORAZIONE	FINITURA	EAN	LISTINO
T84114S	Brushed	● AISI 316L	8055715590362	€ 535
T84114C	PVD Copper	● AISI 316L	8055715590379	€ 920
T84114B	PVD Black	● AISI 316L	8055715590386	€ 920
T84114G	PVD Gold	● AISI 316L	8055715590393	€ 920

Miscelatore per lavabo 3 fori in acciaio inox 316L senza scarico, con bocca alta, aeratore anticalcare M18, 5x1 e vitone ceramico 1/4 giro e connessione G1/2".

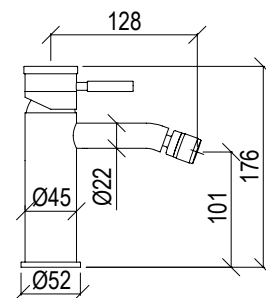
3-hole 316L stainless steel washbasin mixer without drain, with high spout, M18, 5x1 anti-limescale aerator and 1/4 turn ceramic screw and G1/2" connection.



CODICE	COLORAZIONE	FINITURA	EAN	LISTINO
T84110S	Brushed	● AISI 316L	8055715590485	€ 638
T84110C	PVD Copper	● AISI 316L	8055715590492	€ 1.053
T84110B	PVD Black	● AISI 316L	8055715590508	€ 1.053
T84110G	PVD Gold	● AISI 316L	8055715590515	€ 1.053

Miscelatore per bidet in acciaio inox 316L senza scarico, con bocca con snodo, aeratore anticalcare M16x1 e flessibili di collegamento G3/8" inclusi.

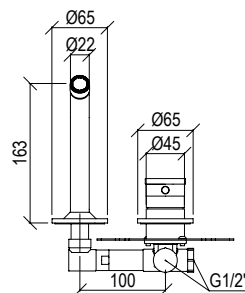
Bidet mixer in 316L stainless steel without drain, with swivel spout, M16x1 anti-limescale aerator and G3/8" flexible connection hoses included.



CODICE	COLORAZIONE	FINITURA	EAN	LISTINO
T84274S	Brushed	● AISI 316L	8055715590522	€ 481
T84274C	PVD Copper	● AISI 316L	8055715590539	€ 794
T84274B	PVD Black	● AISI 316L	8055715590546	€ 794
T84274G	PVD Gold	● AISI 316L	8055715590553	€ 794

Miscelatore per bidet ad incasso in acciaio inox 316L, dotato di bocca con snodo, aeratore anticalcare M16x1 e connessione G1/2".

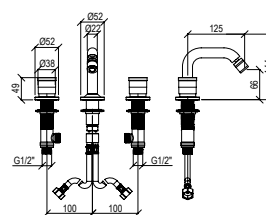
Recessed bidet mixer in 316L stainless steel, with swivel spout, M16x1 anti-limescale aerator and G1/2" connection.



CODICE	COLORAZIONE	FINITURA	EAN	LISTINO
T84132S	Brushed	● AISI 316L	8055715590607	€ 504
T84132C	PVD Copper	● AISI 316L	8055715590614	€ 843
T84132B	PVD Black	● AISI 316L	8055715590621	€ 843
T84132G	PVD Gold	● AISI 316L	8055715590638	€ 843

Miscelatore per bidet 3 fori in acciaio inox 316L senza scarico, dotato con bocca con snodo e aeratore anticalcare M16x1, vitone ceramico 1/4 giro e connessione G1/2".

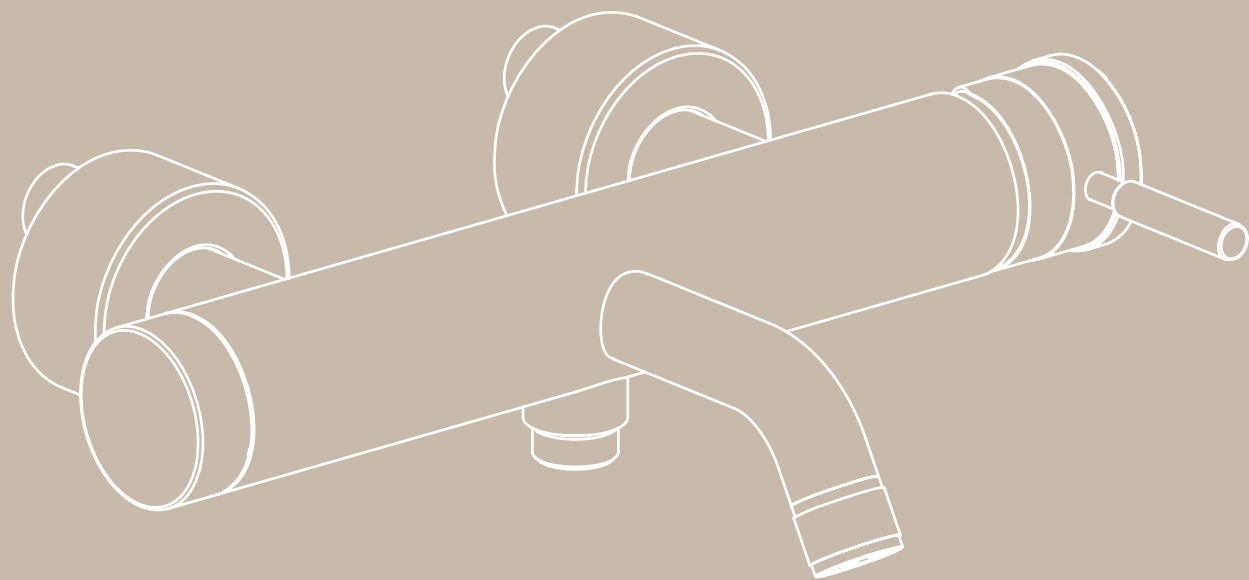
3-hole 316L stainless steel bidet mixer without drain, fitted with swivel spout and M16x1 anti-limescale aerator, 1/4 turn ceramic screw and G1/2" connection.



CODICE	COLORAZIONE	FINITURA	EAN	LISTINO
T84053S	Brushed	● AISI 316L	8055715590645	€ 636
T84053C	PVD Copper	● AISI 316L	8055715590652	€ 1.040
T84053B	PVD Black	● AISI 316L	8055715590669	€ 1.040
T84053G	PVD Gold	● AISI 316L	8055715590676	€ 1.040



Doccia e Vasca Volga



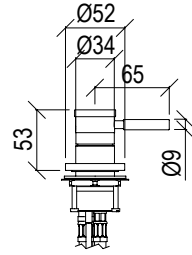
Risparmio idrico,
design essenziale,
visione tutta italiana.

*Water conserving,
essential design,
all-Italian vision.*



Miscelatore con comando da remoto da piano in acciaio inox 316L e flessibili di collegamento G3/8".

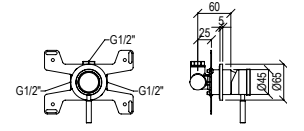
Floor-standing mixer with remote control in 316L stainless steel and flexible connection hoses G3/8".



CODICE	COLORAZIONE	FINITURA	EAN	LISTINO
T84140S	Brushed	● AISI 316L	8055715590720	€ 318
T84140C	PVD Copper	● AISI 316L	8055715590737	€ 535
T84140B	PVD Black	● AISI 316L	8055715590744	€ 535
T84140G	PVD Gold	● AISI 316L	8055715590751	€ 535

Miscelatore con monocomando ad incasso in acciaio inox 316L, uscita in alto e connessione G1/2".

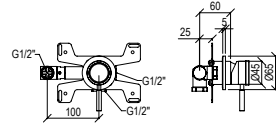
Recessed single lever mixer in 316L stainless steel, top outlet and G1/2" connection.



CODICE	COLORAZIONE	FINITURA	EAN	LISTINO
T84040S	Brushed	● AISI 316L	8055715590843	€ 305
T84040C	PVD Copper	● AISI 316L	8055715590850	€ 503
T84040B	PVD Black	● AISI 316L	8055715590867	€ 503
T84040G	PVD Gold	● AISI 316L	8055715590874	€ 503

Miscelatore con monocomando ad incasso in acciaio inox 316L, uscita a sinistra e connessione G1/2".

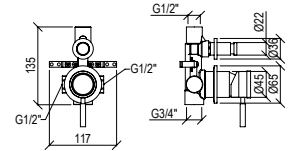
Recessed single lever mixer in 316L stainless steel, outlet on the left and G1/2" connection.



CODICE	COLORAZIONE	FINITURA	EAN	LISTINO
T84139S	Brushed	● AISI 316L	8055715590768	€ 328
T84139C	PVD Copper	● AISI 316L	8055715590775	€ 556
T84139B	PVD Black	● AISI 316L	8055715590782	€ 556
T84139G	PVD Gold	● AISI 316L	8055715590799	€ 556

Miscelatore con monocomando ad incasso 2 vie in acciaio inox 316L, con deviatore a pulsante con ritorno automatico e connessione G1/2".

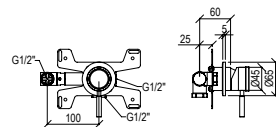
2-way recessed single lever mixer in 316L stainless steel, with push-button diverter with automatic return and G1/2" connection.



CODICE	COLORAZIONE	FINITURA	EAN	LISTINO
T84080S	Brushed	● AISI 316L	8055715590881	€ 535
T84080C	PVD Copper	● AISI 316L	8055715590898	€ 909
T84080B	PVD Black	● AISI 316L	8055715590904	€ 909
T84080G	PVD Gold	● AISI 316L	8055715590911	€ 909

Miscelatore con monocomando ad incasso in acciaio inox 316L, uscita a sinistra e connessione G1/2".

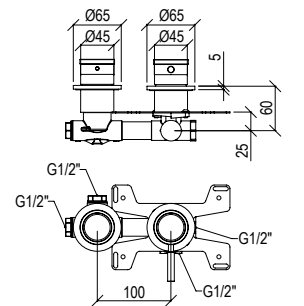
Recessed single lever mixer in 316L stainless steel, outlet on the left and G1/2" connection.



CODICE	COLORAZIONE	FINITURA	EAN	LISTINO
T84043S	Brushed	● AISI 316L	8055715590805	€ 305
T84043C	PVD Copper	● AISI 316L	8055715590812	€ 503
T84043B	PVD Black	● AISI 316L	8055715590829	€ 503
T84043G	PVD Gold	● AISI 316L	8055715590836	€ 503

Miscelatore con monocomando ad incasso 2 vie in acciaio inox 316L, con deviatore rotativo e connessione G1/2".

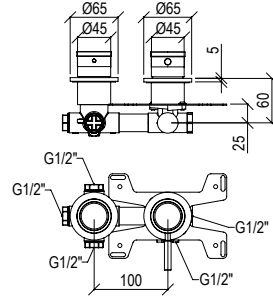
2-way recessed single lever mixer in 316L stainless steel, with rotary diverter and G1/2" connection.



CODICE	COLORAZIONE	FINITURA	EAN	LISTINO
T84930S	Brushed	● AISI 316L	8055715590928	€ 627
T84930C	PVD Copper	● AISI 316L	8055715590935	€ 1.036
T84930B	PVD Black	● AISI 316L	8055715590942	€ 1.036
T84930G	PVD Gold	● AISI 316L	8055715590959	€ 1.036

Miscelatore con monocomando ad incasso 3 vie in acciaio inox 316L, con deviatore rotativo e connessione G1/2".

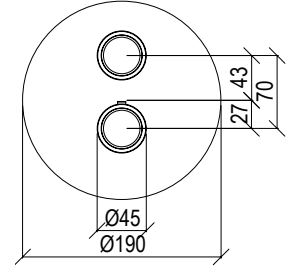
Recessed 3-way single lever mixer in 316L stainless steel, with rotary diverter and G1/2" connection.



CODICE	COLORAZIONE	FINITURA	EAN	LISTINO
T84931S	Brushed	● AISI 316L	8055715590966	€ 706
T84931C	PVD Copper	● AISI 316L	8055715590973	€ 1.165
T84931B	PVD Black	● AISI 316L	8055715590980	€ 1.165
T84931G	PVD Gold	● AISI 316L	8055715590997	€ 1.165

Miscelatore termostatico ad incasso 3 vie in acciaio inox 316L, con deviatore rotativo, valvole antiritorno ispezionabili, connessione G1/2" e scatola ad incasso.

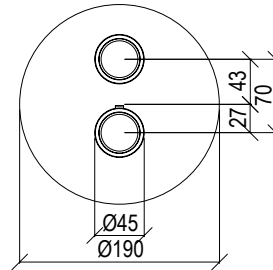
Recessed 3-way thermostatic mixer in 316L stainless steel, with rotary diverter, inspectable non-return valves, G1/2" connection and recessed box.



CODICE	COLORAZIONE	FINITURA	EAN	LISTINO
T84934S	Brushed	● AISI 316L	8055715591086	€ 1.165
T84934C	PVD Copper	● AISI 316L	8055715591093	€ 1.980
T84934B	PVD Black	● AISI 316L	8055715591109	€ 1.980
T84934G	PVD Gold	● AISI 316L	8055715591116	€ 1.980

Miscelatore termostatico ad incasso 1 via in acciaio inox 316L, con deviatore rotativo, valvole antiritorno ispezionabili, connessione G1/2" e scatola ad incasso.

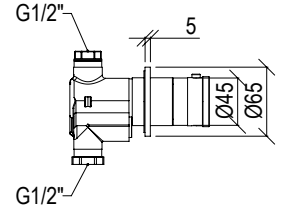
Recessed 1-way thermostatic mixer in 316L stainless steel, with rotary diverter, inspectable non-return valves, G1/2" connection and built-in box.



CODICE	COLORAZIONE	FINITURA	EAN	LISTINO
T84932S	Brushed	● AISI 316L	8055715591000	€ 1.029
T84932C	PVD Copper	● AISI 316L	8055715591017	€ 1.750
T84932B	PVD Black	● AISI 316L	8055715591024	€ 1.750
T84932G	PVD Gold	● AISI 316L	8055715591031	€ 1.750

Miscelatore termostatico ad incasso 1 via in acciaio inox 316L, con valvole antiritorno non ispezionabili e connessione G1/2".

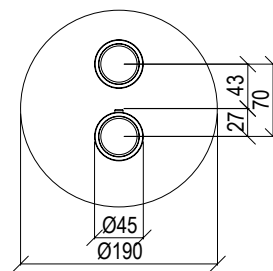
Recessed 1-way thermostatic mixer in 316L stainless steel, with non-inspectable non-return valves and G1/2" connection.



CODICE	COLORAZIONE	FINITURA	EAN	LISTINO
T84935S	Brushed	● AISI 316L	8055715591123	€ 647
T84935C	PVD Copper	● AISI 316L	8055715591130	€ 1.101
T84935B	PVD Black	● AISI 316L	8055715591147	€ 1.101
T84935G	PVD Gold	● AISI 316L	8055715591154	€ 1.101

Miscelatore termostatico ad incasso 2 vie in acciaio inox 316L, con deviatore rotativo, valvole antiritorno ispezionabili, connessione G1/2" e scatola ad incasso.

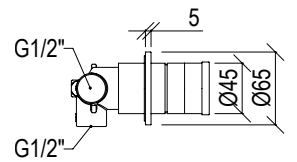
Recessed 2-way thermostatic mixer in 316L stainless steel, with rotary diverter, inspectable non-return valves, G1/2" connection and built-in box.



CODICE	COLORAZIONE	FINITURA	EAN	LISTINO
T84933S	Brushed	● AISI 316L	8055715591048	€ 1.098
T84933C	PVD Copper	● AISI 316L	8055715591055	€ 1.866
T84933B	PVD Black	● AISI 316L	8055715591062	€ 1.866
T84933G	PVD Gold	● AISI 316L	8055715591079	€ 1.866

Deviatore rotativo ad incasso 2 vie con stop inox 316L e connessione G1/2".

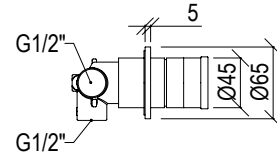
Flush-mounted 2-way rotary diverter with stainless steel 316L stop and G1/2" connection.



CODICE	COLORAZIONE	FINITURA	EAN	LISTINO
T84042S	Brushed	● AISI 316L	8055715591161	€ 349
T84042C	PVD Copper	● AISI 316L	8055715591178	€ 593
T84042B	PVD Black	● AISI 316L	8055715591185	€ 593
T84042G	PVD Gold	● AISI 316L	8055715591192	€ 593

Deviatore rotativo ad incasso 2 vie in acciaio inox 316L e connessione G1/2".

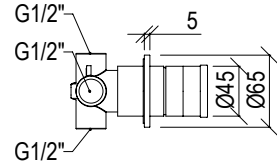
Flush-mounted 2-way rotary diverter in 316L stainless steel with G1/2" connection.



CODICE	COLORAZIONE	FINITURA	EAN	LISTINO
T84152S	Brushed	● AISI 316L	8055715591208	€ 349
T84152C	PVD Copper	● AISI 316L	8055715591215	€ 593
T84152B	PVD Black	● AISI 316L	8055715591222	€ 593
T84152G	PVD Gold	● AISI 316L	8055715591239	€ 593

Deviatore rotativo ad incasso 3 vie con stop in acciaio inox 316L e connessione G1/2".

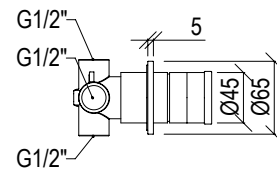
Flush-mounted 3-way rotary diverter with stop in 316L stainless steel and G1/2" connection.



CODICE	COLORAZIONE	FINITURA	EAN	LISTINO
T84153S	Brushed	● AISI 316L	8055715591246	€ 382
T84153C	PVD Copper	● AISI 316L	8055715591253	€ 649
T84153B	PVD Black	● AISI 316L	8055715591260	€ 649
T84153G	PVD Gold	● AISI 316L	8055715591277	€ 649

Deviatore rotativo incasso 3 vie in acciaio inox 316L con connessione G1/2".

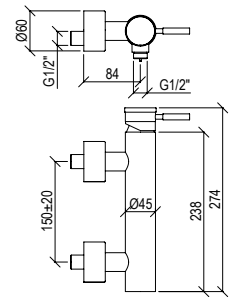
Flush-mounted 3-way rotary diverter in 316L stainless steel with G1/2" connection.



CODICE	COLORAZIONE	FINITURA	EAN	LISTINO
T84151S	Brushed	● AISI 316L	8055715591284	€ 382
T84151C	PVD Copper	● AISI 316L	8055715591291	€ 649
T84151B	PVD Black	● AISI 316L	8055715591307	€ 649
T84151G	PVD Gold	● AISI 316L	8055715591314	€ 649

Miscelatore monocomando esterno per doccia in acciaio inox 316L, con uscita doccia G1/2" e connessione G1/2".

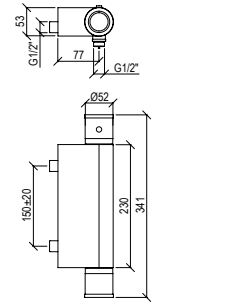
Single lever shower mixer for exposed fitting in 316L stainless steel, with G1/2" shower outlet and G1/2" connection.



CODICE	COLORAZIONE	FINITURA	EAN	LISTINO
T84081S	Brushed	● AISI 316L	8055715591321	€ 756
T84081C	PVD Copper	● AISI 316L	8055715591338	€ 1.247
T84081B	PVD Black	● AISI 316L	8055715591345	€ 1.247
T84081G	PVD Gold	● AISI 316L	8055715591352	€ 1.247

Miscelatore termostatico esterno per doccia in acciaio inox 316L, con blocco temperatura 38°, cartuccia con sistema anticalcare, valvole antiritorno e connessione G1/2".

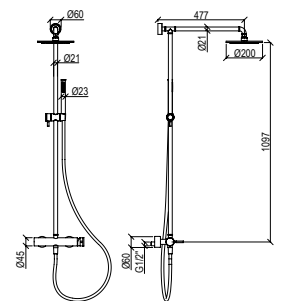
Wall-mounted thermostatic shower mixer in 316L stainless steel, with 38° temperature lock, cartridge with anti-limescale system, non-return valves and G1/2" connection.



CODICE	COLORAZIONE	FINITURA	EAN	LISTINO
T84113S	Brushed	● AISI 316L	8055715591369	€ 1.023
T84113C	PVD Copper	● AISI 316L	8055715591376	€ 1.688
T84113B	PVD Black	● AISI 316L	8055715591383	€ 1.688
T84113G	PVD Gold	● AISI 316L	8055715591390	€ 1.688

Colonna doccia monocomando con scorrevole in acciaio inox 316L, con deviatore a tiro con ritorno automatico, doccetta anticalcare con flessibile lungo 1500 mm, connessione G1/2" e soffione ispezionabile da diametro di 200 mm.

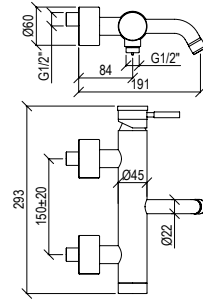
Single lever shower column with 316L stainless steel sliding device, with pull lever diverter with automatic return, anti-limescale hand shower with 1500 mm long flexible hose, G1/2" connection and 200 mm diameter inspectable shower head.



CODICE	COLORAZIONE	FINITURA	EAN	LISTINO
T84157S	Brushed	● AISI 316L	8055715591406	€ 1.687
T84157C	PVD Copper	● AISI 316L	8055715591413	€ 2.784
T84157B	PVD Black	● AISI 316L	8055715591420	€ 2.784
T84157G	PVD Gold	● AISI 316L	8055715591437	€ 2.784

Miscelatore monocomando esterno alla vasca in acciaio inox 316L, con deviatore a tiro con ritorno automatico, bocca con aeratore anticalcare M18, 5x1 e connessione G1/2".

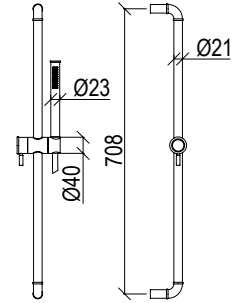
Single lever bath mixer in 316L stainless steel, with pull-type diverter with automatic return, spout with M18, 5x1 anti-limescale aerator and G1/2" connection.



CODICE	COLORAZIONE	FINITURA	EAN	LISTINO
T84011S	Brushed	● AISI 316L	8055715591482	€ 879
T84011C	PVD Copper	● AISI 316L	8055715591499	€ 1.488
T84011B	PVD Black	● AISI 316L	8055715591505	€ 1.488
T84011G	PVD Gold	● AISI 316L	8055715591512	€ 1.488

Asta saliscendi lunga 700 mm, con scorrevole in acciaio inox 316L, doccetta anticalcare con flessibile lungo 1500 mm.

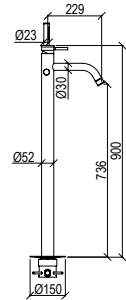
700 mm long sliding rail with 316L stainless steel sliding device, anti-limescale hand shower with 1500 mm long flexible hose.



CODICE	COLORAZIONE	FINITURA	EAN	LISTINO
T84071S	Brushed	● AISI 316L	8055715591604	€ 595
T84071C	PVD Copper	● AISI 316L	8055715591611	€ 905
T84071B	PVD Black	● AISI 316L	8055715591628	€ 905
T84071G	PVD Gold	● AISI 316L	8055715591635	€ 905

Miscelatore monocomando per vasca a pavimento in acciaio inox 316L, con deviatore a tiro con ritorno automatico, doccetta anticalcare con flessibile lungo 1500 mm, bocca con aeratore anticalcare M24x1 e connessione G1/2".

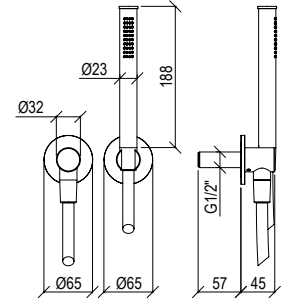
Single lever bath mixer in 316L stainless steel, with pull-type diverter with automatic return, anti-limescale hand shower with 1500 mm long flexible hose, spout with M24x1 anti-limescale aerator and G1/2" connection.



CODICE	COLORAZIONE	FINITURA	EAN	LISTINO
T84124S	Brushed	● AISI 316L	8055715591529	€ 2.079
T84124C	PVD Copper	● AISI 316L	8055715591536	€ 3.211
T84124B	PVD Black	● AISI 316L	8055715591543	€ 3.211
T84124G	PVD Gold	● AISI 316L	8055715591550	€ 3.211

Set doccia in acciaio inox 316L, con doccetta anticalcare con flessibile lungo 1500 mm, presa acqua con connessione G1/2" e supporto doccia.

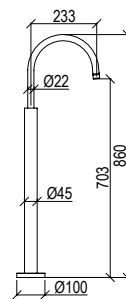
Shower set in 316L stainless steel, with anti-limescale hand shower with 1500 mm long flexible hose, water inlet with G1/2" connection and shower holder.



CODICE	COLORAZIONE	FINITURA	EAN	LISTINO
T84055S	Brushed	● AISI 316L	8055715591642	€ 442
T84055C	PVD Copper	● AISI 316L	8055715591659	€ 707
T84055B	PVD Black	● AISI 316L	8055715591666	€ 707
T84055G	PVD Gold	● AISI 316L	8055715591673	€ 707

Bocca di erogazione a pavimento in acciaio inox 316L con connessione G1/2".

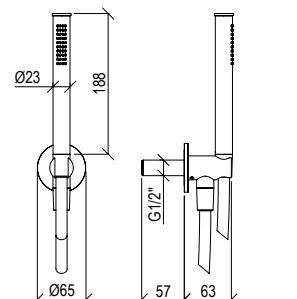
Floor-standing spout in 316L stainless steel with G1/2" connection.



CODICE	COLORAZIONE	FINITURA	EAN	LISTINO
T84322S	Brushed	● AISI 316L	8055715591567	€ 921
T84322C	PVD Copper	● AISI 316L	8055715591574	€ 1.520
T84322B	PVD Black	● AISI 316L	8055715591581	€ 1.520
T84322G	PVD Gold	● AISI 316L	8055715591598	€ 1.520

Set doccia in acciaio inox 316L, con doccetta anticalcare flessibile lunga 1500 mm, presa d'acqua con supporto doccia.

Shower set in 316L stainless steel, with 1500 mm flexible anti-limescale hand shower, water inlet with shower holder.

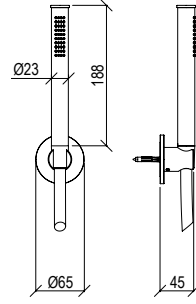


CODICE	COLORAZIONE	FINITURA	EAN	LISTINO
T84054S	Brushed	● AISI 316L	8055715591680	€ 352
T84054C	PVD Copper	● AISI 316L	8055715591697	€ 533
T84054B	PVD Black	● AISI 316L	8055715591703	€ 533
T84054G	PVD Gold	● AISI 316L	8055715591710	€ 533



Set doccia in acciaio inox 316L, con doccetta anticalcare flessibile lunga 1500 mm, con supporto doccia.

Shower set in 316L stainless steel, with 1500 mm flexible anti-limescale hand shower, with shower holder.

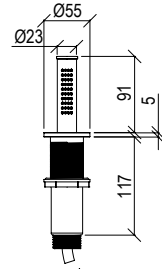


CODICE	COLORAZIONE	FINITURA	EAN	LISTINO
T84076S	Brushed	● AISI 316L	8055715591727	€ 289
T84076C	PVD Copper	● AISI 316L	8055715591734	€ 468
T84076B	PVD Black	● AISI 316L	8055715591741	€ 468
T84076G	PVD Gold	● AISI 316L	8055715591758	€ 468



Set doccetta da piano in acciaio inox 316L, con doccetta anticalcare con flessibile lunga 2000 mm e supporto doccia incassato.

Countertop shower set in 316L stainless steel, with anti-limescale hand shower with 2000 mm long flexible hose and recessed shower holder.

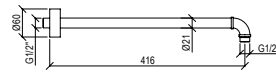


CODICE	COLORAZIONE	FINITURA	EAN	LISTINO
T84312S	Brushed	● AISI 316L	8055715591765	€ 152
T84312C	PVD Copper	● AISI 316L	8055715591772	€ 251
T84312B	PVD Black	● AISI 316L	8055715591789	€ 251
T84312G	PVD Gold	● AISI 316L	8055715591796	€ 251



Braccio doccia a parete lungo 400 mm in acciaio inox 316L e connessione G1/2".

400 mm long wall-mounted shower arm in 316L stainless steel with G1/2" connection.

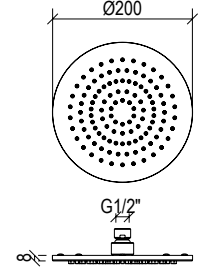


CODICE	COLORAZIONE	FINITURA	EAN	LISTINO
T84236S	Brushed	● AISI 316L	8055715591802	€ 264
T84236C	PVD Copper	● AISI 316L	8055715591819	€ 424
T84236B	PVD Black	● AISI 316L	8055715591826	€ 424
T84236G	PVD Gold	● AISI 316L	8055715591833	€ 424



Soffione doccia tondo, diametro di 200 mm, in acciaio inox 316L, ispezionabile, con ugelli anticalcare e connessione con snodo a sfera G1/2".

Round shower head, 200 mm diameter, in 316L stainless steel, inspectable, with anti-limescale nozzles and G1/2" ball joint connection.

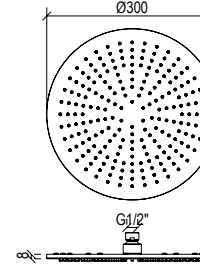


CODICE	COLORAZIONE	FINITURA	EAN	LISTINO
T63072S	Brushed	● AISI 316L	8055715591840	€ 348
T63072C	PVD Copper	● AISI 316L	8055715591857	€ 626
T63072B	PVD Black	● AISI 316L	8055715591864	€ 626
T63072G	PVD Gold	● AISI 316L	8055715591871	€ 626



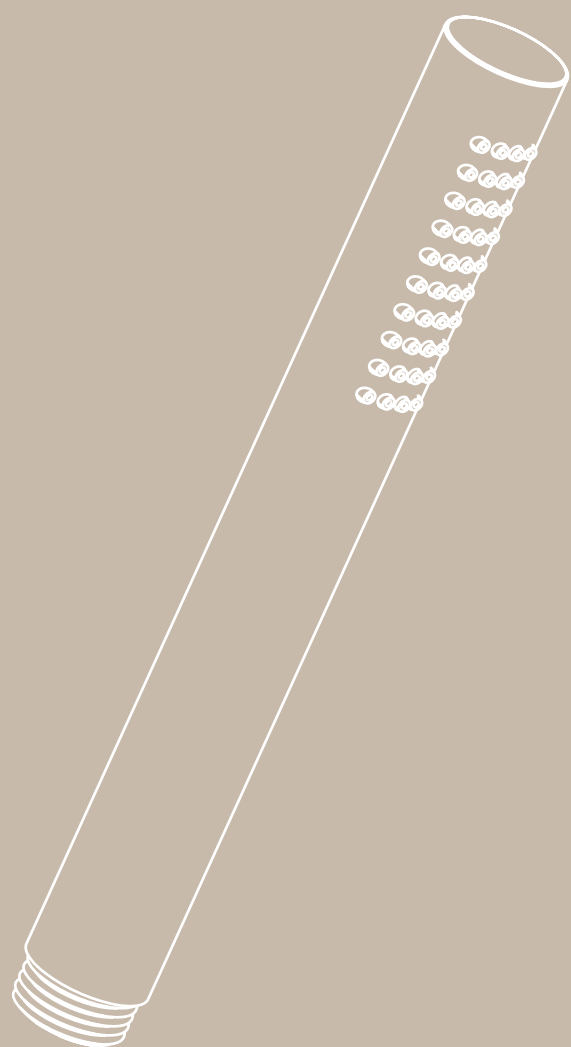
Soffione doccia tondo, diametro di 300 mm in acciaio inox 316L, ispezionabile, con ugelli anticalcare e connessione con snodo a sfera G1/2".

Round shower head, 300 mm diameter in 316L stainless steel, inspectable, with anti-limescale nozzles and G1/2" ball joint connection.



CODICE	COLORAZIONE	FINITURA	EAN	LISTINO
T63276S	Brushed	● AISI 316L	8055715591888	€ 571
T63276C	PVD Copper	● AISI 316L	8055715591895	€ 1.028
T63276B	PVD Black	● AISI 316L	8055715591901	€ 1.028
T63276G	PVD Gold	● AISI 316L	8055715591918	€ 1.028

Accessori tecnici in acciaio AISI 316L



Tutto quello che serve
per completare
le finiture in stile
minimal e funzionale.

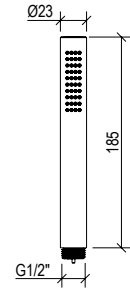
*All you need
to complete the
finishes in a minimal
and functional style.*



Doccetta tonda monogetto in acciaio inox 316L con anticalcare.

Single-jet round 316L stainless steel shower with anti-limescale.

* Per linee Tevere e Loira.
For Tevere and Loira collections.

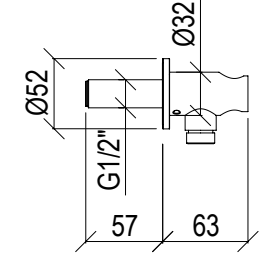


CODICE	COLORAZIONE	FINITURA	EAN	LISTINO
T44064S	Brushed	● AISI 316L	8055715594568	€ 89
T44064C	PVD Copper	● AISI 316L	8055715594575	€ 152
T44064B	PVD Black	● AISI 316L	8055715594582	€ 152
T44064G	PVD Gold	● AISI 316L	8055715594599	€ 152

Presca per acqua tonda G1/2" con supporto doccia fisso in acciaio inox 316L.

G1/2" round water inlet with fixed shower support in 316L stainless steel.

* Per linea Volga.
For Volga collection.



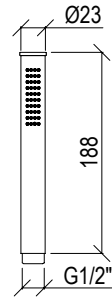
CODICE	COLORAZIONE	FINITURA	EAN	LISTINO
T34069S	Brushed	● AISI 316L	8055715592045	€ 150
T34069C	PVD Copper	● AISI 316L	8055715592052	€ 279
T34069B	PVD Black	● AISI 316L	8055715592069	€ 279
T34069G	PVD Gold	● AISI 316L	8055715592076	€ 279



Doccetta tonda monogetto in acciaio inox 316L con anticalcare.

Single-jet round 316L stainless steel shower with anti-limescale.

* Per linea Volga.
For Volga collection.

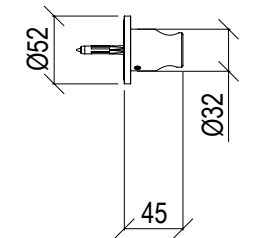


CODICE	COLORAZIONE	FINITURA	EAN	LISTINO
T84064S	Brushed	● AISI 316L	8055715591963	€ 98
T84064C	PVD Copper	● AISI 316L	8055715591970	€ 165
T84064B	PVD Black	● AISI 316L	8055715591987	€ 165
T84064G	PVD Gold	● AISI 316L	8055715591994	€ 165

Supporto per doccia fisso tondo in acciaio inox 316L.

Fixed round shower bracket in 316L stainless steel.

* Per linee Tevere e Loira.
For Tevere and Loira collections.

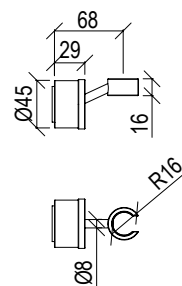


CODICE	COLORAZIONE	FINITURA	EAN	LISTINO
T34075S	Brushed	● AISI 316L	8055715594605	€ 111
T34075C	PVD Copper	● AISI 316L	8055715594612	€ 195
T34075B	PVD Black	● AISI 316L	8055715594629	€ 195
T34075G	PVD Gold	● AISI 316L	8055715594636	€ 195

Supporto per doccia mobile "duplex" in acciaio inox 316L.

"Duplex" mobile shower bracket in 316L stainless steel.

* Per linea Volga.
For Volga collection.

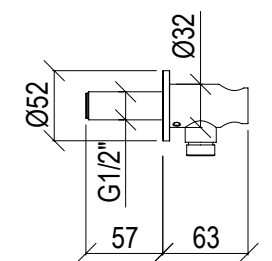


CODICE	COLORAZIONE	FINITURA	EAN	LISTINO
T84078S	Brushed	● AISI 316L	8055715592007	€ 188
T84078C	PVD Copper	● AISI 316L	8055715592014	€ 319
T84078B	PVD Black	● AISI 316L	8055715592021	€ 319
T84078G	PVD Gold	● AISI 316L	8055715592038	€ 319

Presca d'acqua tonda G1/2" con supporto doccia fisso in acciaio inox 316L.

G1/2" round water inlet with fixed shower support in 316L stainless steel.

* Per linee Tevere e Loira.
For Tevere and Loira collections.



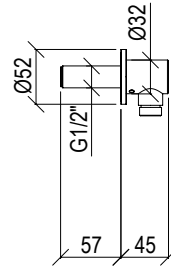
CODICE	COLORAZIONE	FINITURA	EAN	LISTINO
T34069S	Brushed	● AISI 316L	8055715592045	€ 150
T34069C	PVD Copper	● AISI 316L	8055715592052	€ 279
T34069B	PVD Black	● AISI 316L	8055715592069	€ 279
T34069G	PVD Gold	● AISI 316L	8055715592076	€ 279



Presse d'acqua tonda G1/2" in acciaio inox 316L.

G1/2" round water inlet in 316L stainless steel.

* Per linee Tevere, Loira e Volga.
For Tevere, Loira and Volga collections.

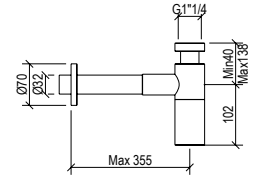


CODICE	COLORAZIONE	FINITURA	EAN	LISTINO
T34068S	Brushed	● AISI 316L	8055715592083	€ 111
T34068C	PVD Copper	● AISI 316L	8055715592090	€ 195
T34068B	PVD Black	● AISI 316L	8055715592106	€ 195
T34068G	PVD Gold	● AISI 316L	8055715592113	€ 195

Sifone minimale tondo G1"1/ 4, modello lusso.

Minimal round siphon G1"1/ 4, luxury model.

* Per linee Tevere, Loira e Volga.
For Tevere, Loira and Volga collections.

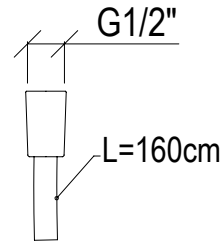


CODICE	COLORAZIONE	FINITURA	EAN	LISTINO
T34079S	Brushed	● AISI 316L	8055715592366	€ 210
T34079C	PVD Copper	● AISI 316L	8055715592373	€ 387
T34079B	PVD Black	● AISI 316L	8055715592380	€ 387
T34079G	PVD Gold	● AISI 316L	8055715592397	€ 387

Flessibile per doccia lungo 1600 mm "Cromalux Supreme", con attacco conico G1/2" e anti-torsione.

"Cromalux Supreme" 1600 mm long shower hose, with G1/2" conical connection and twist-proof.

* Per linee Tevere e Loira.
For Tevere and Loira collections.

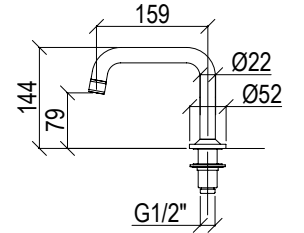


CODICE	COLORAZIONE	FINITURA	EAN	LISTINO
T34230S	Brushed	● AISI 316L	8055715594643	€ 86
T34230C	PVD Copper	● AISI 316L	8055715594650	€ 133
T34230B	PVD Black	● AISI 316L	8055715594667	€ 133
T34230G	PVD Gold	● AISI 316L	8055715594674	€ 133

Bocca di erogazione bassa da piano di altezza di 144 mm, con diametro di 22 mm, in acciaio inox 316L, con aeratore anticalcare M18,5x1 e connessione G1/2".

Low top spout 144 mm high, 22 mm diameter, in 316L stainless steel, with M18,5x1 anti-limescale aerator and G1/2" connection.

* Per linea Volga.
For Volga collection.

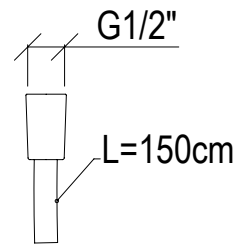


CODICE	COLORAZIONE	FINITURA	EAN	LISTINO
T84181S	Brushed	● AISI 316L	8055715592168	€ 310
T84181C	PVD Copper	● AISI 316L	8055715592175	€ 510
T84181B	PVD Black	● AISI 316L	8055715592182	€ 510
T84181G	PVD Gold	● AISI 316L	8055715592199	€ 510

Flessibile doccia lungo 1500 mm in acciaio inox 304L con attacco conico G1/2" e anti-torsione.

1500 mm long 304L stainless steel shower hose with G1/2" conical connection and anti-twist.

* Per linea Volga.
For Volga collection.

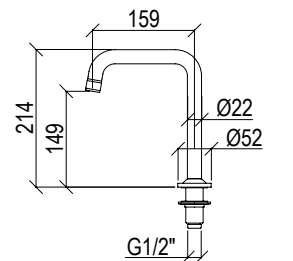


CODICE	COLORAZIONE	FINITURA	EAN	LISTINO
T84130S	Brushed	● AISI 304L	8055715592120	€ 103
T84130C	PVD Copper	● AISI 304L	8055715592137	€ 225
T84130B	PVD Black	● AISI 304L	8055715592144	€ 225
T84130G	PVD Gold	● AISI 304L	8055715592151	€ 225

Bocca di erogazione da piano alta 214 mm con diametro di 22 mm, in acciaio inox 316L, con aeratore anticalcare M18,5x1 e connessione G1/2".

Table-top spout 214 mm high with 22 mm diameter, in 316L stainless steel, with M18,5x1 anti-limescale aerator and G1/2" connection.

* Per linea Volga.
For Volga collection.



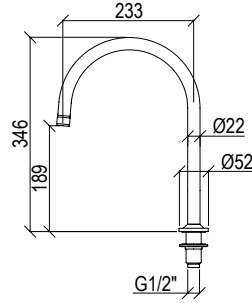
CODICE	COLORAZIONE	FINITURA	EAN	LISTINO
T84191S	Brushed	● AISI 316L	8055715592205	€ 311
T84191C	PVD Copper	● AISI 316L	8055715592212	€ 545
T84191B	PVD Black	● AISI 316L	8055715592229	€ 545
T84191G	PVD Gold	● AISI 316L	8055715592236	€ 545




Bocca di erogazione da piano ad arco con diametro di 22 mm, in acciaio inox 316L, con aeratore anticalcare M18,5x1 e connessione G1/2".

Arch top spout with 22 mm diameter, in 316L stainless steel, with M18.5x1 anti-limescale aerator and G1/2" connection.

* Per linea Volga.
For Volga collection.



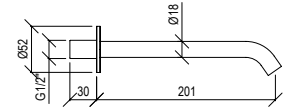
CODICE	COLORAZIONE	FINITURA	EAN	LISTINO
T84190S	Brushed	● AISI 316L	8055715592243	€ 344
T84190C	PVD Copper	● AISI 316L	8055715592250	€ 583
T84190B	PVD Black	● AISI 316L	8055715592267	€ 583
T84190G	PVD Gold	● AISI 316L	8055715592274	€ 583



Bocca di erogazione a muro, diametro di 18 mm, lunga 200 mm, in acciaio inox 316L, aeratore anticalcare M16x1 e connessione G1/2".

Wall-mounted spout, 18 mm diameter, 200 mm long, in 316L stainless steel, M16x1 anti-limescale aerator and G1/2" connection.

* Per linee Tevere e Loira.
For Tevere and Loira collections.

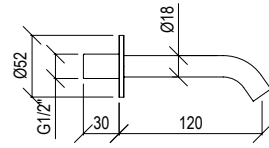


CODICE	COLORAZIONE	FINITURA	EAN	LISTINO
T44205S	Brushed	● AISI 316L	8055715594766	€ 166
T44205C	PVD Copper	● AISI 316L	8055715594773	€ 279
T44205B	PVD Black	● AISI 316L	8055715594780	€ 279
T44205G	PVD Gold	● AISI 316L	8055715594797	€ 279

Bocca di erogazione a muro, diametro di 18 mm, lunga 120 mm, in acciaio inox 316L, aeratore anticalcare M16x1 e connessione G1/2".

Wall-mounted spout, 18 mm diameter, 120 mm long, in 316L stainless steel, M16x1 anti-limescale aerator and G1/2" connection.

* Per linee Tevere e Loira.
For Tevere and Loira collections.

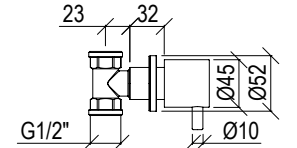


CODICE	COLORAZIONE	FINITURA	EAN	LISTINO
T44324S	Brushed	● AISI 316L	8055715594681	€ 139
T44324C	PVD Copper	● AISI 316L	8055715594698	€ 220
T44324B	PVD Black	● AISI 316L	8055715594704	€ 220
T44324G	PVD Gold	● AISI 316L	8055715594711	€ 220

Rubinetto d'arresto ad incasso G1/2".

Recessed stopcock G1/2".

* Per linee Tevere e Loira.
For Tevere and Loira collections.

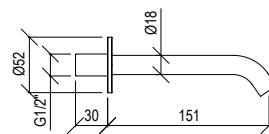


CODICE	COLORAZIONE	FINITURA	EAN	LISTINO
T34034S	Brushed	● AISI 316L	8055715594803	€ 209
T34034C	PVD Copper	● AISI 316L	8055715594810	€ 356
T34034B	PVD Black	● AISI 316L	8055715594827	€ 356
T34034G	PVD Gold	● AISI 316L	8055715594834	€ 356

Bocca di erogazione a muro, diametro di 18 mm, lunga 150 mm, in acciaio inox 316L, con aeratore anticalcare M16x1 e connessione G1/2".

Wall-mounted spout, 18 mm diameter, 150 mm long, in 316L stainless steel, with M16x1 anti-limescale aerator and G1/2" connection.

* Per linee Tevere e Loira.
For Tevere and Loira collections.

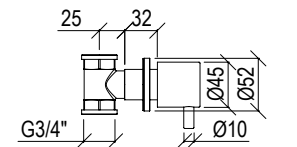


CODICE	COLORAZIONE	FINITURA	EAN	LISTINO
T44044S	Brushed	● AISI 316L	8055715594728	€ 150
T44044C	PVD Copper	● AISI 316L	8055715594735	€ 247
T44044B	PVD Black	● AISI 316L	8055715594742	€ 247
T44044G	PVD Gold	● AISI 316L	8055715594759	€ 247

Rubinetto d'arresto ad incasso G3/4".

Recessed stopcock G3/4".

* Per linee Tevere e Loira.
For Tevere and Loira collections.

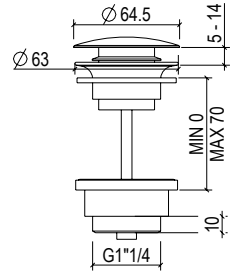


CODICE	COLORAZIONE	FINITURA	EAN	LISTINO
T34031S	Brushed	● AISI 316L	8055715594841	€ 230
T34031C	PVD Copper	● AISI 316L	8055715594858	€ 379
T34031B	PVD Black	● AISI 316L	8055715594865	€ 379
T34031G	PVD Gold	● AISI 316L	8055715594872	€ 379

Scarico lavabo "Click-Clack" G1"1/4, modello universale.

"Click-Clack" washbasin drain G1"1/4, universal model.

* Per linee Tevere, Loira e Volga.
For Tevere, Loira and Volga collections.

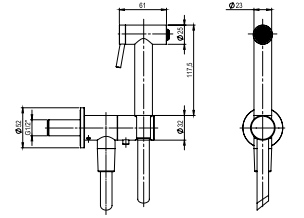


CODICE	COLORAZIONE	FINITURA	EAN	LISTINO
T34170S	Brushed	● AISI 316L	8055715592281	€ 88
T34170C	PVD Copper	● AISI 316L	8055715592298	€ 153
T34170B	PVD Black	● AISI 316L	8055715592304	€ 153
T34170G	PVD Gold	● AISI 316L	8055715592311	€ 153

Set WC in acciaio inox 316L, con doccetta igienica e flessibile 1250 mm, presa acqua con supporto doccia con funzione on-off, connessione G1/2".

WC set in 316L stainless steel, with hygienic hand shower with 1250 mm flexible hose, water connection with shower holder with on-off function and G1/2" connection.

* Per linee Tevere e Loira.
For Tevere and Loira collections.

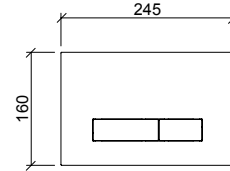



CODICE	COLORAZIONE	FINITURA	EAN	LISTINO
T34062S	Brushed	● AISI 316L	8055715598405	€ 395
T34062C	PVD Copper	● AISI 316L	8055715598412	€ 639
T34062B	PVD Black	● AISI 316L	8055715598429	€ 639
T34062G	PVD Gold	● AISI 316L	8055715598436	€ 639

Placca WC inox 304L, compatibile con SIGMA-8, e fissaggio garantito da efficace sistema magnetico.

WC plate in 304L stainless steel, compatible with SIGMA-8, and secured by an effective magnetic system.

* Per linee Tevere, Loira e Volga.
For Tevere, Loira and Volga collections.

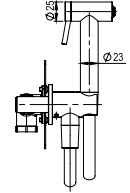


CODICE	COLORAZIONE	FINITURA	EAN	LISTINO
T34100S	Brushed	● AISI 304L	8055715592403	€ 424
T34100C	PVD Copper	● AISI 304L	8055715592410	€ 693
T34100B	PVD Black	● AISI 304L	8055715592427	€ 693
T34100G	PVD Gold	● AISI 304L	8055715592434	€ 693

Set WC in acciaio inox 316L, con doccetta igienica e flessibile 1250 mm, presa acqua con supporto doccia con miscelatore mono comando, connessione G1/2".

WC set in 316L stainless steel, with hygienic hand shower with 1250 mm flexible hose, water connection with shower holder, built-in mixer and G1/2" connection.

* Per linee Tevere e Loira.
For Tevere and Loira collections.

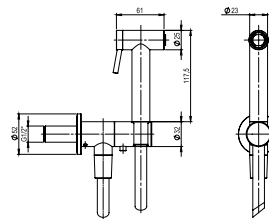


CODICE	COLORAZIONE	FINITURA	EAN	LISTINO
T34066S	Brushed	● AISI 316L	8055715598443	€ 528
T34066C	PVD Copper	● AISI 316L	8055715598450	€ 898
T34066B	PVD Black	● AISI 316L	8055715598467	€ 898
T34066G	PVD Gold	● AISI 316L	8055715598474	€ 898

Set WC idroscopico in acciaio inox 316L, con flessibile 1250 mm, presa acqua con supporto doccia con funzione on-off, connessione G1/2".

Hydrobrush WC set in 316L stainless steel, with 1250 mm flexible hose, water connection with shower holder with on-off function and G1/2" connection.

* Per linee Tevere e Loira.
For Tevere and Loira collections.



CODICE	COLORAZIONE	FINITURA	EAN	LISTINO
T34061S	Brushed	● AISI 316L	8055715598368	€ 395
T34061C	PVD Copper	● AISI 316L	8055715598375	€ 693
T34061B	PVD Black	● AISI 316L	8055715598382	€ 693
T34061G	PVD Gold	● AISI 316L	8055715598399	€ 693

Accessori bagno in acciaio AISI 316L



Accessori dalle linee pulite che modulano con design lo spazio del tuo bagno.

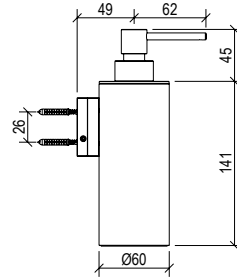
Accessories with clean lines that shape your bathroom space with design.



Dosa sapone da parete in acciaio inox 316L.

Wall mounted soap dispenser in 316L stainless steel.

* Per linee Tevere e Loira.
For Tevere and Loira collections.

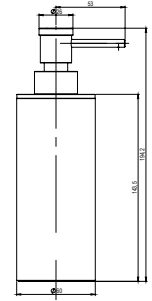


CODICE	COLORAZIONE	FINITURA	EAN	LISTINO
T35002S	Brushed	● AISI 316L	8055715594889	€ 225
T35002C	PVD Copper	● AISI 316L	8055715594896	€ 383
T35002B	PVD Black	● AISI 316L	8055715594902	€ 383
T35002G	PVD Gold	● AISI 316L	8055715594919	€ 383

Dosa sapone da piano in acciaio inox 316L.

Table-top soap dispenser in 316L stainless steel.

* Per linea Volga.
For Volga collection.



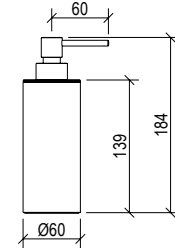
CODICE	COLORAZIONE	FINITURA	EAN	LISTINO
T85017S	Brushed	● AISI 316L	8055715592809	€ 295
T85017C	PVD Copper	● AISI 316L	8055715592816	€ 520
T85017B	PVD Black	● AISI 316L	8055715592823	€ 520
T85017G	PVD Gold	● AISI 316L	8055715592830	€ 520



Dosa sapone da piano in acciaio inox 316L.

Table-top soap dispenser in 316L stainless steel.

* Per linee Tevere e Loira.
For Tevere and Loira collections.

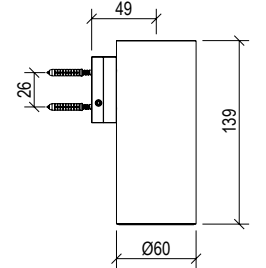


CODICE	COLORAZIONE	FINITURA	EAN	LISTINO
T35017S	Brushed	● AISI 316L	8055715594926	€ 209
T35017C	PVD Copper	● AISI 316L	8055715594933	€ 365
T35017B	PVD Black	● AISI 316L	8055715594940	€ 365
T35017G	PVD Gold	● AISI 316L	8055715594957	€ 365

Bicchieri portaspazzolini a parete in acciaio inox 316L.

Wall-mounted toothbrush holder in 316L stainless steel.

* Per linee Tevere e Loira.
For Tevere and Loira collections.



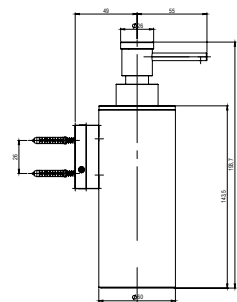
CODICE	COLORAZIONE	FINITURA	EAN	LISTINO
T35001S	Brushed	● AISI 316L	8055715594964	€ 91
T35001C	PVD Copper	● AISI 316L	8055715594971	€ 155
T35001B	PVD Black	● AISI 316L	8055715594988	€ 155
T35001G	PVD Gold	● AISI 316L	8055715594995	€ 155



Dosa sapone da parete in acciaio inox 316L.

Wall mounted soap dispenser in 316L stainless steel.

* Per linea Volga.
For Volga collection.

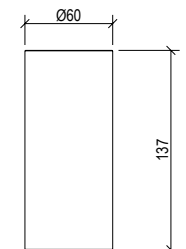


CODICE	COLORAZIONE	FINITURA	EAN	LISTINO
T85002S	Brushed	● AISI 316L	8055715592762	€ 311
T85002C	PVD Copper	● AISI 316L	8055715592779	€ 550
T85002B	PVD Black	● AISI 316L	8055715592786	€ 550
T85002G	PVD Gold	● AISI 316L	8055715592793	€ 550

Bicchieri portaspazzolini da piano in acciaio inox 316L.

Table-top toothbrush holder in 316L stainless steel.

* Per linee Tevere e Loira.
For Tevere and Loira collections.



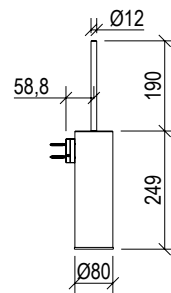
CODICE	COLORAZIONE	FINITURA	EAN	LISTINO
T35024S	Brushed	● AISI 316L	8055715595008	€ 83
T35024C	PVD Copper	● AISI 316L	8055715595015	€ 145
T35024B	PVD Black	● AISI 316L	8055715595022	€ 145
T35024G	PVD Gold	● AISI 316L	8055715595039	€ 145



Porta scopino a parete in acciaio inox 316L.

Wall-mounted toilet brush holder in 316L stainless steel.

* Per linee Tevere e Loira.
For Tevere and Loira collections.



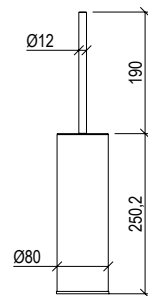
CODICE	COLORAZIONE	FINITURA	EAN	LISTINO
T35015S	Brushed	● AISI 316L	8055715595046	€ 237
T35015C	PVD Copper	● AISI 316L	8055715595053	€ 395
T35015B	PVD Black	● AISI 316L	8055715595060	€ 395
T35015G	PVD Gold	● AISI 316L	8055715595077	€ 395



Porta scopino da appoggio in acciaio inox 316L.

Free-standing toilet brush holder in 316L stainless steel.

* Per linee Tevere e Loira.
For Tevere and Loira collections.

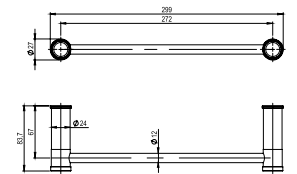


CODICE	COLORAZIONE	FINITURA	EAN	LISTINO
T35013S	Brushed	● AISI 316L	8055715595084	€ 211
T35013C	PVD Copper	● AISI 316L	8055715595091	€ 367
T35013B	PVD Black	● AISI 316L	8055715595107	€ 367
T35013G	PVD Gold	● AISI 316L	8055715595114	€ 367

Porta salvietta lungo 300 mm in acciaio inox 316L.

300 mm long towel rail in 316L stainless steel.

* Per linea Volga.
For Volga collection.

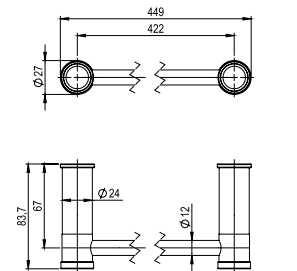


CODICE	COLORAZIONE	FINITURA	EAN	LISTINO
T85005S	Brushed	● AISI 316L	8055715592441	€ 252
T85005C	PVD Copper	● AISI 316L	8055715592458	€ 446
T85005B	PVD Black	● AISI 316L	8055715592465	€ 446
T85005G	PVD Gold	● AISI 316L	8055715592472	€ 446

Porta salvietta lungo 450 mm in acciaio inox 316L.

450 mm long towel rail in 316L stainless steel.

* Per linea Volga.
For Volga collection.

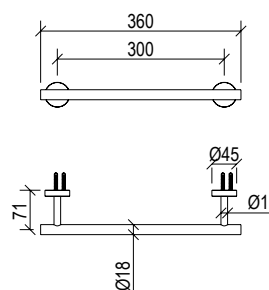


CODICE	COLORAZIONE	FINITURA	EAN	LISTINO
T85006S	Brushed	● AISI 316L	8055715592489	€ 273
T85006C	PVD Copper	● AISI 316L	8055715592496	€ 476
T85006B	PVD Black	● AISI 316L	8055715592502	€ 476
T85006G	PVD Gold	● AISI 316L	8055715592519	€ 476

Porta salvietta lunga 300 mm in acciaio inox 316L.

300 mm long towel rail in 316L stainless steel.

* Per linee Tevere e Loira.
For Tevere and Loira collections.

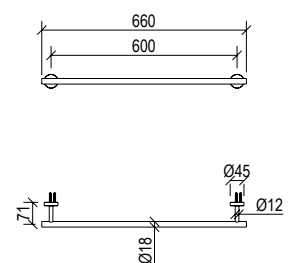


CODICE	COLORAZIONE	FINITURA	EAN	LISTINO
T35005S	Brushed	● AISI 316L	8055715595121	€ 167
T35005C	PVD Copper	● AISI 316L	8055715595138	€ 298
T35005B	PVD Black	● AISI 316L	8055715595145	€ 298
T35005G	PVD Gold	● AISI 316L	8055715595152	€ 298

Porta salvietta lunga 600 mm in acciaio inox 316L.

600 mm long towel rail in 316L stainless steel.

* Per linee Tevere e Loira.
For Tevere and Loira collections.

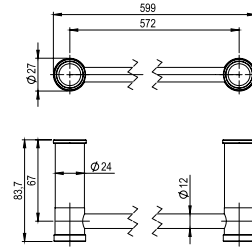


CODICE	COLORAZIONE	FINITURA	EAN	LISTINO
T35007S	Brushed	● AISI 316L	8055715595169	€ 184
T35007C	PVD Copper	● AISI 316L	8055715595176	€ 333
T35007B	PVD Black	● AISI 316L	8055715595183	€ 333
T35007G	PVD Gold	● AISI 316L	8055715595190	€ 333

Porta salvietta lungo 600 mm in acciaio inox 316L.

600 mm long towel rail in 316L stainless steel.

* Per linea Volga.
For Volga collection.

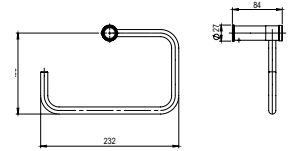


CODICE	COLORAZIONE	FINITURA	EAN	LISTINO
T85007S	Brushed	● AISI 316L	8055715592526	€ 290
T85007C	PVD Copper	● AISI 316L	8055715592533	€ 508
T85007B	PVD Black	● AISI 316L	8055715592540	€ 508
T85007G	PVD Gold	● AISI 316L	8055715592557	€ 508

Porta salvietta ad anello in acciaio inox 316L.

Ring-shaped towel rail in 316L stainless steel.

* Per linea Volga.
For Volga collection.

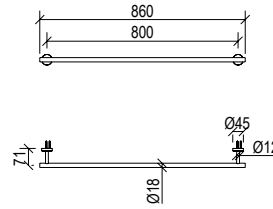


CODICE	COLORAZIONE	FINITURA	EAN	LISTINO
T85008S	Brushed	● AISI 316L	8055715592564	€ 276
T85008C	PVD Copper	● AISI 316L	8055715592571	€ 481
T85008B	PVD Black	● AISI 316L	8055715592588	€ 481
T85008G	PVD Gold	● AISI 316L	8055715592595	€ 481

Porta salvietta lunga 800 mm in acciaio inox 316L.

800 mm long towel rail in 316L stainless steel.

* Per linee Tevere e Loira.
For Tevere and Loira collections.

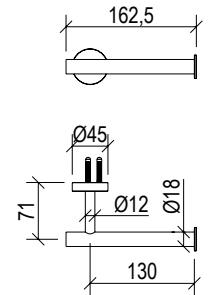


CODICE	COLORAZIONE	FINITURA	EAN	LISTINO
T35022S	Brushed	● AISI 316L	8055715595206	€ 191
T35022C	PVD Copper	● AISI 316L	8055715595213	€ 344
T35022B	PVD Black	● AISI 316L	8055715595220	€ 344
T35022G	PVD Gold	● AISI 316L	8055715595237	€ 344

Porta rotolo a parete singolo in acciaio inox 316L.

Single wall-mounted roll holder in 316L stainless steel.

* Per linee Tevere e Loira.
For Tevere and Loira collections.

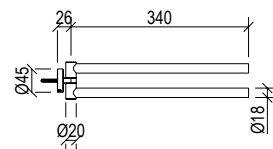


CODICE	COLORAZIONE	FINITURA	EAN	LISTINO
T35011S	Brushed	● AISI 316L	8055715595282	€ 134
T35011C	PVD Copper	● AISI 316L	8055715595299	€ 234
T35011B	PVD Black	● AISI 316L	8055715595305	€ 234
T35011G	PVD Gold	● AISI 316L	8055715595312	€ 234

Porta salvietta a snodo lunga 340 mm in acciaio inox 316L.

340 mm long jointed towel rail in 316L stainless steel.

* Per linee Tevere e Loira.
For Tevere and Loira collections.

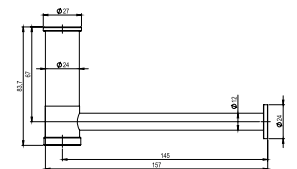


CODICE	COLORAZIONE	FINITURA	EAN	LISTINO
T35009S	Brushed	● AISI 316L	8055715595244	€ 266
T35009C	PVD Copper	● AISI 316L	8055715595251	€ 451
T35009B	PVD Black	● AISI 316L	8055715595268	€ 451
T35009G	PVD Gold	● AISI 316L	8055715595275	€ 451

Porta rotolo a parete singolo in acciaio inox 316L.

Single wall-mounted roll holder in 316L stainless steel.

* Per linea Volga.
For Volga collection.

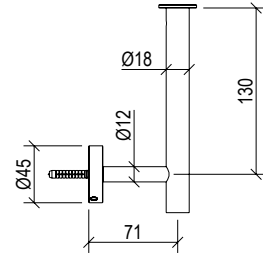


CODICE	COLORAZIONE	FINITURA	EAN	LISTINO
T85011S	Brushed	● AISI 316L	8055715592601	€ 203
T85011C	PVD Copper	● AISI 316L	8055715592618	€ 354
T85011B	PVD Black	● AISI 316L	8055715592625	€ 354
T85011G	PVD Gold	● AISI 316L	8055715592632	€ 354

Porta rotolo a parete verticale in acciaio inox 316L.

Vertical wall-mounted roll holder in 316L stainless steel.

* Per linee Tevere e Loira.
For Tevere and Loira collections.

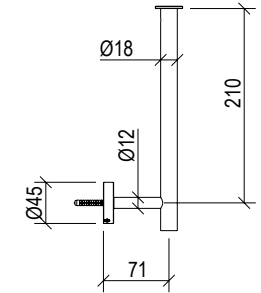


CODICE	COLORAZIONE	FINITURA	EAN	LISTINO
T35025S	Brushed	● AISI 316L	8055715595329	€ 134
T35025C	PVD Copper	● AISI 316L	8055715595336	€ 234
T35025B	PVD Black	● AISI 316L	8055715595343	€ 234
T35025G	PVD Gold	● AISI 316L	8055715595350	€ 234

Porta rotolo a parete verticale in acciaio inox 316L.

Vertical wall-mounted roll holder in 316L stainless steel.

* Per linee Tevere e Loira.
For Tevere and Loira collections.

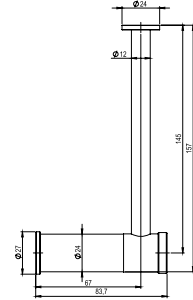


CODICE	COLORAZIONE	FINITURA	EAN	LISTINO
T35029S	Brushed	● AISI 316L	8055715595404	€ 137
T35029C	PVD Copper	● AISI 316L	8055715595411	€ 240
T35029B	PVD Black	● AISI 316L	8055715595428	€ 240
T35029G	PVD Gold	● AISI 316L	8055715595435	€ 240

Porta rotolo a parete verticale in acciaio inox 316L.

Vertical wall-mounted roll holder in 316L stainless steel.

* Per linea Volga.
For Volga collection.

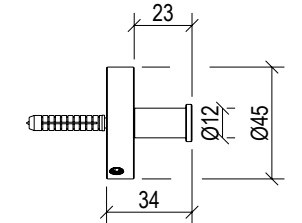


CODICE	COLORAZIONE	FINITURA	EAN	LISTINO
T85025S	Brushed	● AISI 316L	8055715592649	€ 203
T85025C	PVD Copper	● AISI 316L	8055715592656	€ 354
T85025B	PVD Black	● AISI 316L	8055715592663	€ 354
T85025G	PVD Gold	● AISI 316L	8055715592670	€ 354

Appendiabiti lungo 30 mm in acciaio inox 316L.

30 mm long 316L stainless steel coat rack.

* Per linee Tevere e Loira.
For Tevere and Loira collections.

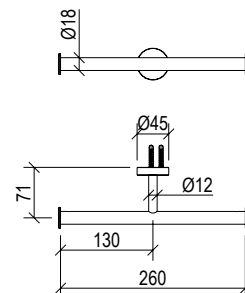


CODICE	COLORAZIONE	FINITURA	EAN	LISTINO
T35018S	Brushed	● AISI 316L	8055715595442	€ 49
T35018C	PVD Copper	● AISI 316L	8055715595459	€ 98
T35018B	PVD Black	● AISI 316L	8055715595466	€ 98
T35018G	PVD Gold	● AISI 316L	8055715595473	€ 98

Porta rotolo a parete doppio in acciaio inox 316L.

Double wall roll holder in 316L stainless steel.

* Per linee Tevere e Loira.
For Tevere and Loira collections.

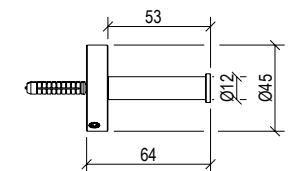


CODICE	COLORAZIONE	FINITURA	EAN	LISTINO
T35023S	Brushed	● AISI 316L	8055715595367	€ 137
T35023C	PVD Copper	● AISI 316L	8055715595374	€ 240
T35023B	PVD Black	● AISI 316L	8055715595381	€ 240
T35023G	PVD Gold	● AISI 316L	8055715595398	€ 240

Appendiabiti lungo 60 mm in acciaio inox 316L.

60 mm long 316L stainless steel coat rack.

* Per linee Tevere e Loira.
For Tevere and Loira collections.

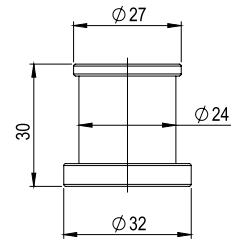


CODICE	COLORAZIONE	FINITURA	EAN	LISTINO
T35019S	Brushed	● AISI 316L	8055715595480	€ 55
T35019C	PVD Copper	● AISI 316L	8055715595497	€ 102
T35019B	PVD Black	● AISI 316L	8055715595503	€ 102
T35019G	PVD Gold	● AISI 316L	8055715595510	€ 102

Appendiabiti lungo 30 mm in acciaio inox 316L.

30 mm long 316L stainless steel coat rack.

* Per linea Volga.
For Volga collection.



CODICE	COLORAZIONE	FINITURA	EAN	LISTINO
T85018S	Brushed	● AISI 316L	8055715592724	€ 92
T85018C	PVD Copper	● AISI 316L	8055715592731	€ 166
T85018B	PVD Black	● AISI 316L	8055715592748	€ 166
T85018G	PVD Gold	● AISI 316L	8055715592755	€ 166



T85017S

Wellness Flows



T34390B

Funzionalità ed estetica si uniscono per perseguire un unico scopo: il benessere. Fatto di design, ricerca e comfort.

Functionality and aesthetics combined to pursue a single goal: well-being. Made through design, research and comfort.

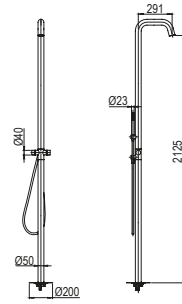


T34134S



Colonna doccia da pavimento in acciaio inox 316L, con miscelatore progressivo e deviatore rotativo 2 vie, doccetta anticalcare con flessibile lunga 1600 mm, manopola godronata, blocchetto ad incasso. N.B. È necessario blocchetto incasso codice T36500S.

Floor-standing shower column in 316L stainless steel, with progressive mixer and 2-way rotary diverter, anti-limescale hand shower with 1600 mm long flexible hose, knurled grip, recessed shower block. N.B. recessed block code T36500S is required.

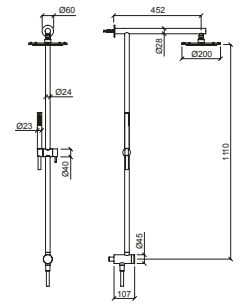


CODICE	COLORAZIONE	FINITURA	EAN	LISTINO
T86502S	Brushed	● AISI 316L	8055715595527	€ 2.676
T86502C	PVD Copper	● AISI 316L	8055715597958	€ 4.278
T86502B	PVD Black	● AISI 316L	8055715597965	€ 4.278
T86502G	PVD Gold	● AISI 316L	8055715597972	€ 4.278



Colonna doccia con deviatore 2 vie in acciaio inox 304L, deviatore a tiro con ritorno automatico, doccetta anticalcare con flessibile lunga 1600 mm, connessione G1/2", soffione ispezionabile da diametro di 200 mm.

Shower column with 2-way 304L stainless steel diverter, pull lever diverter with automatic return, anti-limescale hand shower with 1600 mm long flexible hose, G1/2" connection, 200 mm diameter inspectionable shower head.

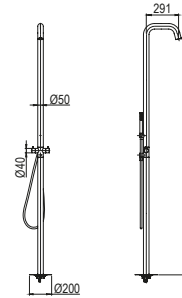


CODICE	COLORAZIONE	FINITURA	EAN	LISTINO
T34122S	Brushed	● AISI 304L	8055715595558	€ 782
T34122C	PVD Copper	● AISI 304L	8055715595565	€ 1.329
T34122B	PVD Black	● AISI 304L	8055715595572	€ 1.329
T34122G	PVD Gold	● AISI 304L	8055715595589	€ 1.329



Colonna doccia da pavimento 316L, miscelatore progressivo e deviatore rotativo 2 vie, doccetta anticalcare con flessibile lungo 1600 mm, blocchetto ad incasso. N.B. È necessario blocchetto incasso codice T36500S.

316L floor-standing shower column, progressive mixer and 2-way rotary diverter, anti-limescale hand shower with 1600 mm long flexible hose, recessed shower block. N.B. recessed block code T36500S is required.

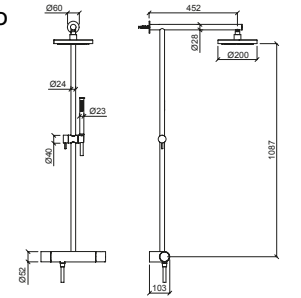


CODICE	COLORAZIONE	FINITURA	EAN	LISTINO
T36502S	Brushed	● AISI 316L	8055715595534	€ 2.438
T36502C	PVD Copper	● AISI 316L	8055715597989	€ 4.145
T36502B	PVD Black	● AISI 316L	8055715597996	€ 4.145
T36502G	PVD Gold	● AISI 316L	8055715598009	€ 4.145



Colonna doccia termostatica con scorrevole in acciaio inox 304L, deviatore rotativo, doccetta anticalcare con flessibile lungo 1600 mm, connessione G1/2", con valvole antiritorno e soffione ispezionabile da diametro di 200 mm e alto 20 mm.

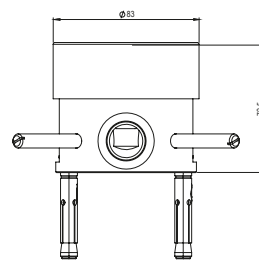
Thermostatic shower column with 304L stainless steel sliding device, rotary diverter, anti-limescale hand shower with 1600 mm long flexible hose, G1/2" connection, with non-return valves and inspectionable shower head with 200 mm diameter and 20 mm high.



CODICE	COLORAZIONE	FINITURA	EAN	LISTINO
T64134S	Brushed	● AISI 304L	8055715595596	€ 1.634
T64134C	PVD Copper	● AISI 304L	8055715595602	€ 2.777
T64134B	PVD Black	● AISI 304L	8055715595619	€ 2.777
T64134G	PVD Gold	● AISI 304L	8055715595626	€ 2.777

Blocchetto incasso per colonna doccia a pavimento.

Flush-mounted block for floor-standing shower column.

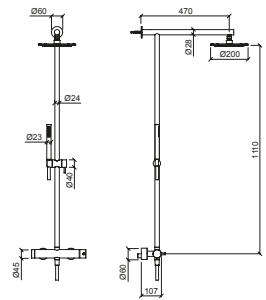


CODICE	COLORAZIONE	FINITURA	EAN	LISTINO
T36500S	-	-	8055715595541	€ 198



Colonna doccia monocomando con scorrevole in acciaio inox 316L, con deviatore a tiro con ritorno automatico, doccetta anticalcare con flessibile lungo 1600 mm, connessione G1/2" e soffione ispezionabile da diametro di 200 mm.

Single lever shower column with 316L stainless steel sliding device, with pull lever diverter with automatic return, anti-limescale hand shower with 1600 mm long flexible hose, G1/2" connection and 200 mm diameter inspectable shower head.

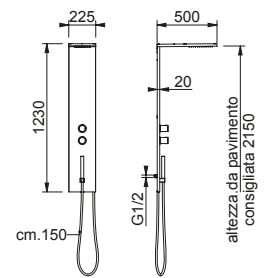


CODICE	COLORAZIONE	FINITURA	EAN	LISTINO
T34157S	Brushed	● AISI 316L	8055715595671	€ 1.472
T34157C	PVD Copper	● AISI 316L	8055715595688	€ 2.502
T34157B	PVD Black	● AISI 316L	8055715595695	€ 2.502
T34157G	PVD Gold	● AISI 316L	8055715595701	€ 2.502



Colonna doccia termostatica a muro in acciaio inox 304L, con deviatore rotativo 2 vie, miscelatore termostatico con blocco temperatura, doccetta anticalcare con flessibile lungo 1500 mm e connessione G1/2".

Wall-mounted thermostatic shower column in 304L stainless steel, with 2-way rotary diverter, thermostatic mixer with temperature lock, anti-limescale hand shower with 1500 mm long flexible hose and G1/2" connection.

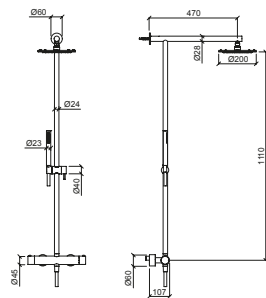


CODICE	COLORAZIONE	FINITURA	EAN	LISTINO
T64155S	Brushed	● AISI 304L	8055715595763	€ 2.432



Colonna doccia termostatica con scorrevole in acciaio inox 316L, deviatore rotativo, doccetta anticalcare con flessibile lungo 1600 mm, connessione G1/2" con valvole antiritorno e soffione ispezionabile da diametro di 200 mm.

Thermostatic shower column with 316L stainless steel sliding device, rotary diverter, anti-limescale hand shower with 1600 mm long flexible hose, G1/2" connection with non-return valves and 200 mm diameter inspectable shower head.

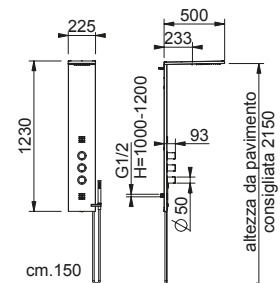


CODICE	COLORAZIONE	FINITURA	EAN	LISTINO
T34134S	Brushed	● AISI 316L	8055715595718	€ 1.607
T34134C	PVD Copper	● AISI 316L	8055715595725	€ 2.730
T34134B	PVD Black	● AISI 316L	8055715595732	€ 2.730
T34134G	PVD Gold	● AISI 316L	8055715595749	€ 2.730



Colonna doccia termostatica a muro in acciaio inox 304L, con deviatore rotativo 4 vie, doccetta anticalcare con flessibile lungo 1500 mm, dotato di soffione pioggia, cascata e body jet e connessione G1/2".

Wall-mounted thermostatic shower column in 304L stainless steel, with 4-way rotary diverter, anti-limescale hand shower with 1500 mm long flexible hose, equipped with rain shower head, waterfall and body jet and G1/2" connection.

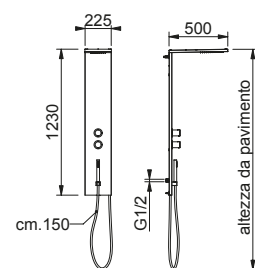


CODICE	COLORAZIONE	FINITURA	EAN	LISTINO
T64156S	Brushed	● AISI 304L	8055715595770	€ 3.203



Colonna doccia a muro con miscelatore in acciaio inox 304L, con deviatore rotativo 2 vie, doccetta anticalcare con flessibile lungo 1500 mm e connessione G1/2".

Wall-mounted shower column with 304L stainless steel mixer, with 2-way rotary diverter, anti-limescale hand shower with 1500 mm long flexible hose and G1/2" connection.

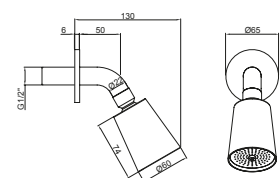


CODICE	COLORAZIONE	FINITURA	EAN	LISTINO
T64154S	Brushed	● AISI 304L	8055715595756	€ 2.294




Soffione a muro orientabile a "campana" da diametro di 60 mm in acciaio inox 316L, getto pioggia libero (senza ugelli) e connessione G1/2".

60 mm diameter swivelling "bell" wall-mounted shower head in 316L stainless steel, free rain shower jet (without nozzles) and G1/2" connection.

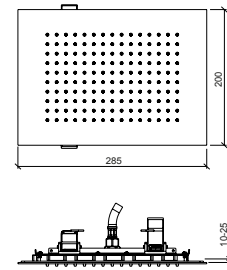


CODICE	COLORAZIONE	FINITURA	EAN	LISTINO
T34390S	Brushed	● AISI 316L	8055715595787	€ 457
T34390C	PVD Copper	● AISI 316L	8055715595794	€ 824
T34390B	PVD Black	● AISI 316L	8055715595800	€ 824
T34390G	PVD Gold	● AISI 316L	8055715595817	€ 824



Soffione ad incasso per doccia in acciaio inox 316L, rettangolare 285x200 mm, con ugelli anticalcare, connessione G1/2" e fissaggio tramite agganci rapidi.

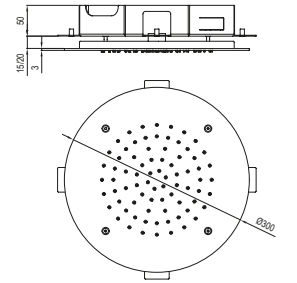
Recessed 316L stainless steel shower head, rectangular 285x200 mm, with anti-limescale nozzles, G1/2" connection and fastening by means of quick-release couplings.




CODICE	COLORAZIONE	FINITURA	EAN	LISTINO
T54149S	Brushed	● AISI 316L	8055715595824	€ 480
T54149C	PVD Copper	● AISI 316L	8055715595831	€ 814
T54149B	PVD Black	● AISI 316L	8055715595848	€ 814
T54149G	PVD Gold	● AISI 316L	8055715595855	€ 814

Soffione incasso doccia in acciaio inox 304L, tondo 300 mm con ugelli anticalcare, connessione G1/2" e fissaggio con telaio e tiranti di sicurezza.

Recessed 304L stainless steel shower head, 300 mm round with anti-limescale nozzles, G1/2" connection and fastening with frame and safety stays.

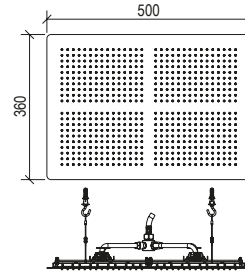


CODICE	COLORAZIONE	FINITURA	EAN	LISTINO
T34394S	Brushed	● AISI 304L	8055715595916	€ 661
T34394C	PVD Copper	● AISI 304L	8055715598047	€ 1.090
T34394B	PVD Black	● AISI 304L	8055715598054	€ 1.090
T34394G	PVD Gold	● AISI 304L	8055715598061	€ 1.090



Soffione ad incasso per doccia in acciaio inox 316L, rettangolare 500x360 mm con ugelli anticalcare, connessione G1/2" e fissaggio tramite agganci rapidi.

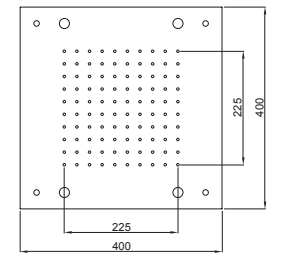
Recessed 316L stainless steel shower head, rectangular 500x360 mm, with anti-limescale nozzles, G1/2" connection and fastening by means of quick-release couplings..



CODICE	COLORAZIONE	FINITURA	EAN	LISTINO
T54127S	Brushed	● AISI 316L	8055715595862	€ 1.593
T54127C	PVD Copper	● AISI 316L	8055715595879	€ 2.546
T54127B	PVD Black	● AISI 316L	8055715595886	€ 2.546
T54127G	PVD Gold	● AISI 316L	8055715595893	€ 2.546

Soffione incasso doccia in acciaio inox 304L, quadrato 400 mm con ugelli anticalcare, dotato di getto a pioggia con cromoterapia a illuminazione LED, connessione G1/2", fissaggio con telaio e tiranti di sicurezza.

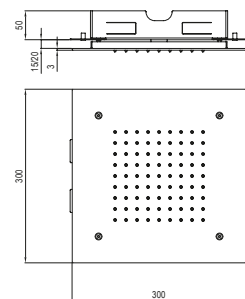
Recessed 304L stainless steel shower head, 400 mm square with anti-limescale nozzles, equipped with a rain shower jet with chromotherapy LED lighting, G1/2" connection, fastening with frame and safety stays.



CODICE	COLORAZIONE	FINITURA	EAN	LISTINO
T64395S	Brushed	● AISI 304L	8055715595923	€ 2.380
T64395C	PVD Copper	● AISI 304L	8055715598078	€ 3.928
T64395B	PVD Black	● AISI 304L	8055715598085	€ 3.928
T64395G	PVD Gold	● AISI 304L	8055715598092	€ 3.928

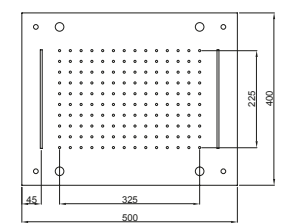
Soffione incasso doccia in acciaio inox 304L, quadrato 300 mm con ugelli anticalcare, connessione G1/2" e fissaggio con telaio e tiranti di sicurezza.

Recessed 304L stainless steel shower head, 300 mm square with anti-limescale nozzles, G1/2" connection and fastening with frame and safety stays.



Soffione incasso doccia in acciaio inox 304L, rettangolare 500x400 mm con ugelli anticalcare, dotato di getto a pioggia e 2 getti a cascata con cromoterapia a illuminazione LED, connessione G1/2", fissaggio con telaio e tiranti di sicurezza.

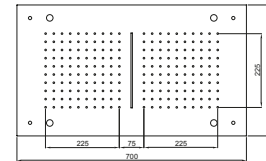
Recessed 304L stainless steel shower head, rectangular 500x400 mm with anti-limescale nozzles, equipped with a rain shower jet and 2 cascade jets with LED lighted chromotherapy, G1/2" connection, fastening with frame and safety bolts.



CODICE	COLORAZIONE	FINITURA	EAN	LISTINO
T64394S	Brushed	● AISI 304L	8055715595909	€ 736
T64394C	PVD Copper	● AISI 304L	8055715598016	€ 1.251
T64394B	PVD Black	● AISI 304L	8055715598023	€ 1.251
T64394G	PVD Gold	● AISI 304L	8055715598030	€ 1.251

CODICE	COLORAZIONE	FINITURA	EAN	LISTINO
T64396S	Brushed	● AISI 304L	8055715595930	€ 3.014
T64396C	PVD Copper	● AISI 304L	8055715598108	€ 4.214
T64396B	PVD Black	● AISI 304L	8055715598115	€ 4.214
T64396G	PVD Gold	● AISI 304L	8055715598122	€ 4.214

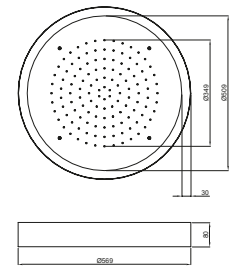
Soffione ad incasso doccia in acciaio inox 304L, rettangolare 700x400 mm con ugelli anticalcare, dotato di getto a pioggia, getto a cascata e cromoterapia a illuminazione LED, connessione G1/2", fissaggio con telaio e tiranti di sicurezza.



Recessed 304L stainless steel shower head, rectangular 700x400 mm with anti-limescale nozzles, equipped with a rain shower jet, cascade jet and LED lighted chromotherapy, G1/2" connection, fastening with frame and safety stays.

CODICE	COLORAZIONE	FINITURA	EAN	LISTINO
T64397S	Brushed	● AISI 304L	8055715595947	€ 3.627
T64397C	PVD Copper	● AISI 304L	8055715598139	€ 5.154
T64397B	PVD Black	● AISI 304L	8055715598146	€ 5.154
T64397G	PVD Gold	● AISI 304L	8055715598153	€ 5.154


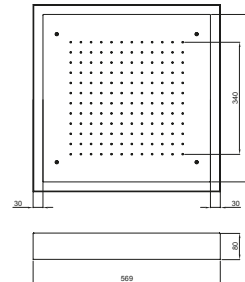
Soffione doccia a soffitto in acciaio inox 304L, tondo 570 mm con ugelli anticalcare, dotato di getto a pioggia e cromoterapia a illuminazione LED, connessione G1/2".



Ceiling-mounted 304L stainless steel shower head, 570 mm round with anti-limescale nozzles, equipped with rain shower jet and LED lighted chromotherapy, G1/2" connection.

CODICE	COLORAZIONE	FINITURA	EAN	LISTINO
T34399S	Brushed	● AISI 304L	8055715595985	€ 2.631
T34399C	PVD Copper	● AISI 304L	8055715593509	€ 3.956
T34399B	PVD Black	● AISI 304L	8055715593516	€ 3.956
T34399G	PVD Gold	● AISI 304L	8055715593523	€ 3.956

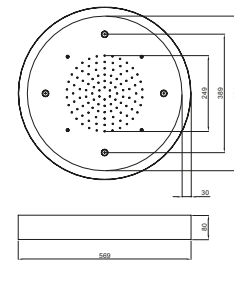
Soffione doccia a soffitto in acciaio inox 304L, quadrato 570 mm con ugelli anticalcare, dotato di getto a pioggia e cromoterapia a illuminazione LED e connessione G1/2".



Ceiling-mounted 304L stainless steel shower head, 570 mm square with anti-limescale nozzles, equipped with a rain shower jet and LED lighted chromotherapy and G1/2" connection.

CODICE	COLORAZIONE	FINITURA	EAN	LISTINO
T64399S	Brushed	● AISI 304L	8055715595961	€ 3.087
T64399C	PVD Copper	● AISI 304L	8055715593448	€ 4.249
T64399B	PVD Black	● AISI 304L	8055715593455	€ 4.249
T64399G	PVD Gold	● AISI 304L	8055715593462	€ 4.249


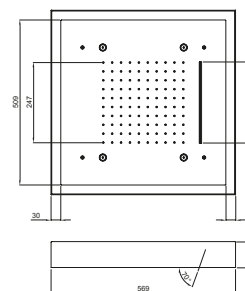
Soffione doccia a soffitto in acciaio inox 304L, tondo 570 mm con ugelli anticalcare, dotato di getto a pioggia, getto nebulizzato e cromoterapia a illuminazione LED, connessione G1/2".



Ceiling-mounted 304L stainless steel shower head, 570 mm round with anti-limescale nozzles, equipped with rain shower jet, mist jet and LED lighted chromotherapy, G1/2" connection.

CODICE	COLORAZIONE	FINITURA	EAN	LISTINO
T34398S	Brushed	● AISI 304L	8055715595992	€ 2.857
T34398C	PVD Copper	● AISI 304L	8055715593530	€ 4.283
T34398B	PVD Black	● AISI 304L	8055715593547	€ 4.283
T34398G	PVD Gold	● AISI 304L	8055715593554	€ 4.283

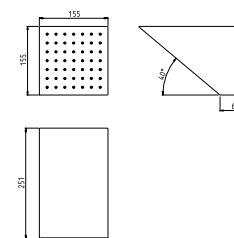
Soffione doccia a soffitto in acciaio inox 304L, quadrato 570 mm con ugelli anticalcare, dotato di getto pioggia, getto nebulizzato, getto cascata e cromoterapia a illuminazione LED, connessione G1/2".



Ceiling-mounted 304L stainless steel shower head, 570 mm square with anti-limescale nozzles, equipped with rain shower jet, mist shower, waterfall shower and LED lighted chromotherapy, G1/2" connection.

CODICE	COLORAZIONE	FINITURA	EAN	LISTINO
T64398S	Brushed	● AISI 304L	8055715595978	€ 3.313
T64398C	PVD Copper	● AISI 304L	8055715593479	€ 4.479
T64398B	PVD Black	● AISI 304L	8055715593486	€ 4.479
T64398G	PVD Gold	● AISI 304L	8055715593493	€ 4.479

Soffione doccia a muro inclinato in acciaio inox 304L, quadrato 155 mm con ugelli anticalcare, dotato di getto a pioggia, connessione G1/2".



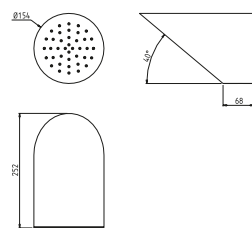
Sloping wall-mounted 304L stainless steel shower head, 155 mm square with anti-limescale nozzles, equipped with rain shower jet, G1/2" connection.

CODICE	COLORAZIONE	FINITURA	EAN	LISTINO
T64400S	Brushed	● AISI 304L	8055715596005	€ 627
T64400C	PVD Copper	● AISI 304L	8055715593561	€ 1.066
T64400B	PVD Black	● AISI 304L	8055715593578	€ 1.066
T64400G	PVD Gold	● AISI 304L	8055715593585	€ 1.066



Soffione doccia a muro inclinato in acciaio inox 304L, tondo 155 mm con ugelli anticalcare, dotato di getto a pioggia e connessione G1/2".

Sloping wall-mounted 304L stainless steel shower head, 155 mm round with anti-limescale nozzles, equipped with a rain shower jet and G1/2" connection.

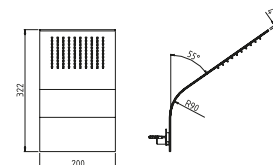


CODICE	COLORAZIONE	FINITURA	EAN	LISTINO
T34400S	Brushed	● AISI 304L	8055715596012	€ 571
T34400C	PVD Copper	● AISI 304L	8055715593592	€ 964
T34400B	PVD Black	● AISI 304L	8055715593608	€ 964
T34400G	PVD Gold	● AISI 304L	8055715593615	€ 964



Soffione doccia a muro inclinato in acciaio inox 304L, rettangolare, sottile e con ugelli anticalcare dotato di getto a pioggia, connessione G1/2".

Sloping wall-mounted 304L stainless steel shower head, rectangular, slim and with anti-limescale nozzles equipped with a rain shower jet, G1/2" connection.

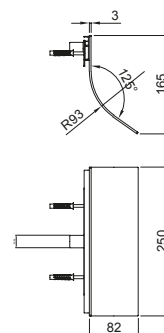


CODICE	COLORAZIONE	FINITURA	EAN	LISTINO
T64393S	Brushed	● AISI 304L	8055715596029	€ 576



Bocca cascata a muro in acciaio inox 304L, rettangolare e sottile, con connessione G1/2".

Wall-mounted waterfall spout in stainless steel 304L, rectangular and slim, with G1/2" connection.



CODICE	COLORAZIONE	FINITURA	EAN	LISTINO
T64392S	Brushed	● AISI 304L	8055715596036	€ 456



T86502S

Kitchen Flows



Miscelatori con forme fluide e intuitive. Un concetto di benessere abitativo e naturale che si rinnova nella semplicità del quotidiano.

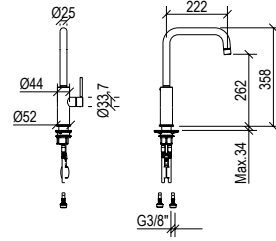
Mixers with fluid and intuitive shapes. A concept of living and natural well-being that is reflected in the simplicity of everyday life.





Miscelatore cucina in acciaio inox 316L, con canna a ponte con aeratore anticalcare e flessibili di collegamento G3/8".

Kitchen mixer in 316L stainless steel, with bridge spout with anti-limescale aerator and flexible connection hoses G3/8".

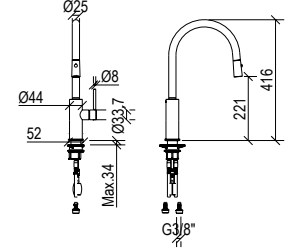


CODICE	COLORAZIONE	FINITURA	EAN	LISTINO
T83105S	Brushed	● AISI 316L	8055715596043	€ 518
T83105C	PVD Copper	● AISI 316L	8055715596050	€ 844
T83105B	PVD Black	● AISI 316L	8055715596067	€ 844
T83105G	PVD Gold	● AISI 316L	8055715596074	€ 844



Miscelatore cucina in acciaio inox 316L, con canna tonda con doccetta estraibile a 2 getti, anticalcare e flessibili di collegamento G3/8".

Kitchen mixer in 316L stainless steel, with round spout with 2 jet pull-out hand shower, anti-limescale and flexible connection G3/8".

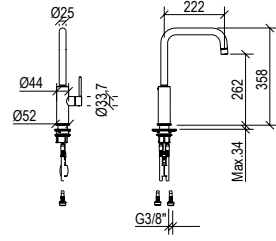


CODICE	COLORAZIONE	FINITURA	EAN	LISTINO
T13009S	Brushed	● AISI 316L	8055715596166	€ 553
T13009C	PVD Copper	● AISI 316L	8055715596173	€ 912
T13009B	PVD Black	● AISI 316L	8055715596180	€ 912
T13009G	PVD Gold	● AISI 316L	8055715596197	€ 912



Miscelatore cucina in acciaio inox 316L, con canna a ponte con aeratore anticalcare e flessibili di collegamento G3/8".

Kitchen mixer in 316L stainless steel, with bridge spout with anti-limescale aerator and flexible connection hoses G3/8".

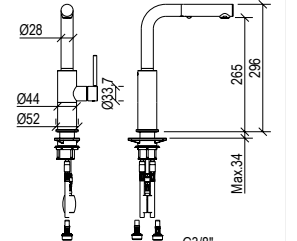


CODICE	COLORAZIONE	FINITURA	EAN	LISTINO
T13105S	Brushed	● AISI 316L	8055715596081	€ 435
T13105C	PVD Copper	● AISI 316L	8055715596098	€ 747
T13105B	PVD Black	● AISI 316L	8055715596104	€ 747
T13105G	PVD Gold	● AISI 316L	8055715596111	€ 747



Miscelatore cucina in acciaio inox 316L, con doccetta estraibile a 2 getti anticalcare e flessibili di collegamento G3/8".

Kitchen mixer in 316L stainless steel, with 2 jet pull-out hand shower, anti-limescale and flexible connection G3/8".

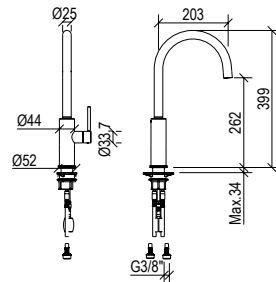


CODICE	COLORAZIONE	FINITURA	EAN	LISTINO
T13028S	Brushed	● AISI 316L	8055715596203	€ 569
T13028C	PVD Copper	● AISI 316L	8055715596210	€ 978
T13028B	PVD Black	● AISI 316L	8055715596227	€ 978
T13028G	PVD Gold	● AISI 316L	8055715596234	€ 978



Miscelatore cucina in acciaio inox 316L, con canna tonda con aeratore anticalcare e flessibili di collegamento G3/8".

Kitchen mixer in 316L stainless steel, with round spout with anti-limescale aerator and G3/8" flexible connection.

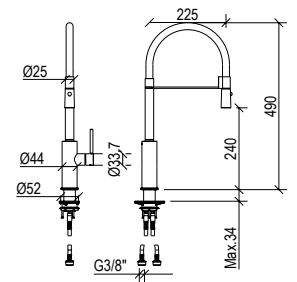


CODICE	COLORAZIONE	FINITURA	EAN	LISTINO
T13106S	Brushed	● AISI 316L	8055715596128	€ 435
T13106C	PVD Copper	● AISI 316L	8055715596135	€ 747
T13106B	PVD Black	● AISI 316L	8055715596142	€ 747
T13106G	PVD Gold	● AISI 316L	8055715596159	€ 747



Miscelatore per cucina in acciaio inox 316L, con canna tonda flessibile rivestita in silicone, doccetta estraibile a 2 getti, anticalcare e flessibili di collegamento G3/8".

Kitchen mixer in 316L stainless steel, with round flexible spout coated in silicone, 2 jet pull-out hand shower, anti-limescale and flexible connection G3/8".

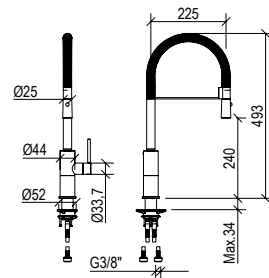


CODICE	COLORAZIONE	FINITURA	EAN	LISTINO
T13107S	Brushed	● AISI 316L	8055715596241	€ 606
T13107C	PVD Copper	● AISI 316L	8055715596258	€ 1.029
T13107B	PVD Black	● AISI 316L	8055715596265	€ 1.029
T13107G	PVD Gold	● AISI 316L	8055715596272	€ 1.029



Miscelatore per cucina in acciaio inox 316L, con canna tonda flessibile con molla, doccetta estraibile a 2 getti anticalcare e flessibili di collegamento G3/8".

Kitchen mixer in 316L stainless steel, with round flexible spout with spring, 2 jet pull-out hand shower, anti-limescale and flexible connection G3/8".



CODICE	COLORAZIONE	FINITURA	EAN	LISTINO
T13223S	Brushed	● AISI 316L	8055715596289	€ 681
T13223C	PVD Copper	● AISI 316L	8055715593622	€ 1.161
T13223B	PVD Black	● AISI 316L	8055715593639	€ 1.161
T13223G	PVD Gold	● AISI 316L	8055715593646	€ 1.161



T13106S

Professionals

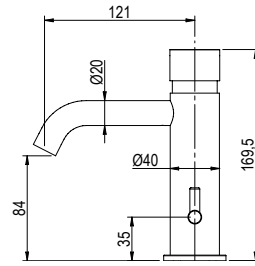


La praticità si fa design. Linea sicura, accessibile e confortevole, che abbraccia un'ottica sostenibile. Pensata per il risparmio idrico e la massima efficienza. Professionals è la declinazione più alta di estetica e funzionalità.

Practicality becomes design. Safe, accessible and comfortable, which embraces a sustainable perspective. Designed for water saving and maximum efficiency. Professionals is the highest declination of aesthetics and functionality.

Miscelatore lavabo temporizzato da diametro di 40 mm in acciaio inox 316L senza scarico, con pulsante on/off e leva di regolazione caldo/freddo.

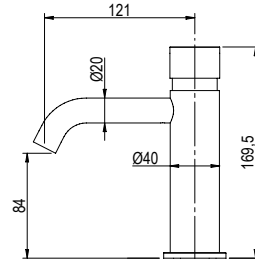
Temporized washbasin mixer with 40 mm diameter, in 316L stainless steel, without waste, on/off push button and hot/cold regulation lever.



CODICE	COLORAZIONE	FINITURA	EAN	LISTINO
T14119S	Brushed	● AISI 316L	8055715598481	€ 359
T14119C	PVD Copper	● AISI 316L	8055715598498	€ 610
T14119B	PVD Black	● AISI 316L	8055715598504	€ 610
T14119G	PVD Gold	● AISI 316L	8055715598511	€ 610

Rubinetto mono acqua lavabo temporizzato da diametro di 40 mm in acciaio inox 316L senza scarico, con pulsante on/off.

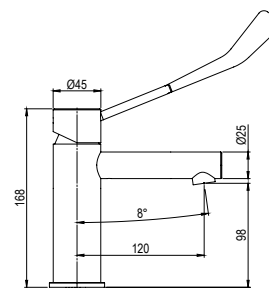
Cold water temporized tap mixer with 40 mm diameter, in 316L stainless steel, without waste, on/off push button.



CODICE	COLORAZIONE	FINITURA	EAN	LISTINO
T14265S	Brushed	● AISI 316L	8055715598528	€ 394
T14265C	PVD Copper	● AISI 316L	8055715598535	€ 669
T14265B	PVD Black	● AISI 316L	8055715598542	€ 669
T14265G	PVD Gold	● AISI 316L	8055715598559	€ 669

Miscelatore lavabo con leva clinica da diametro di 40 mm in acciaio inox 316L, senza scarico, bocca da 120 mm e aeratore anticalcare M21x1, e flessibili di collegamento G3/8".

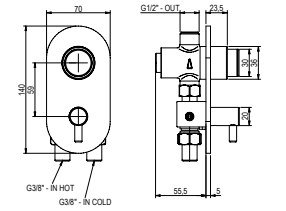
Washbasin mixer with 40 mm diameter, in 316L stainless steel, with clinical lever without waste. Spout 120 mm with anti-limestone aerator M21x1 and G3/8" inox flexible hoses.



CODICE	COLORAZIONE	FINITURA	EAN	LISTINO
T37022S	Brushed	● AISI 316L	8055715598566	€ 424
T37022C	PVD Copper	● AISI 316L	8055715598573	€ 703
T37022B	PVD Black	● AISI 316L	8055715598580	€ 703
T37022G	PVD Gold	● AISI 316L	8055715598597	€ 703

Rubinetto miscelatore temporizzato ad incasso in acciaio inox 304L con pulsante on-off e leva di regolazione caldo freddo.

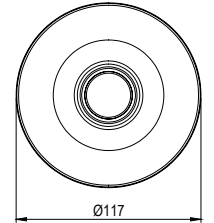
Built-in temporized in 304L stainless steel, on-off push button, hot/cold regulation lever.



CODICE	COLORAZIONE	FINITURA	EAN	LISTINO
T14246S	Brushed	● AISI 304L	8055715598603	€ 397
T14246C	PVD Copper	● AISI 304L	8055715598610	€ 695
T14246B	PVD Black	● AISI 304L	8055715598627	€ 695
T14246G	PVD Gold	● AISI 304L	8055715598634	€ 695

Rubinetto temporizzato ad incasso in acciaio inox 304L con pulsante on-off.

Built-in temporized top in 304L stainless steel, with on-off push button.



CODICE	COLORAZIONE	FINITURA	EAN	LISTINO
T14245S	Brushed	● AISI 304L	8055715598641	€ 242
T14245C	PVD Copper	● AISI 304L	8055715598658	€ 424
T14245B	PVD Black	● AISI 304L	8055715598665	€ 424
T14245G	PVD Gold	● AISI 304L	8055715598672	€ 424

River

AISI 304

Linee eco-friendly, progettate per garantire un ridotto impatto ambientale e un maggiore risparmio idrico. Bellezza, sostenibilità e design italiano, sono racchiusi in queste linee resistenti alla corrosione, durevoli nel tempo e dalle forme fluide e naturali.

Eco-friendly lines, designed to ensure reduced environmental impact and greater water conservation. Beauty, sustainability and Italian design are embodied in these corrosion-resistant, long-lasting lines with their fluid, natural forms.

Colorado



Come rocce, neve e steppe. La linea Colorado si ispira ai colori naturali di questa regione, a cui aggiunge l'inconfondibile stile italiano.

Like rocks, snow and steppes. The Colorado line is inspired by the natural colours of this region, combined with distinctive Italian style.



Colorazioni

Perla RAL 9002

Attitudine preziosa ed elegante.

Colorazione neutra dai toni cangianti ma sempre luminosi.

PEARL

Precious and elegant attitude. Neutral colouring with iridescent but still bright tones.



Deserto RAL 7034

Ispirazione esotica, avvolgente e contemporanea.

Colorazione che riscalda gli spazi con un'aura rilassante.

DESERT

Exotic, enveloping and contemporary inspiration. Colouring that warms up spaces with a relaxing aura.



Roccia RAL 9007

Scelta raffinata e minimal.

Colorazione dal carattere forte e deciso, per esaltare i contrasti e dare luce.

ROCK

Refined and minimalist choice. Colouring with a strong and decisive character, to enhance contrasts and give light.



Antracite RAL 7039

Attitudine moderna e urbana.

Colorazione di grigio assoluto e profondo, disegna nuovi standard estetici.

ANTHRACITE

Modern and urban attitude. Deep, absolute grey colouring sets new aesthetic standards.



Ulivo RAL 1035

Vibrazione mediterranea e naturale.

Colorazione armoniosa, che abbraccia le finiture e lo spazio intero.

OLIVE TREE

Mediterranean and natural vibration. Harmonious colouring, embracing finishes and the entire space.



Cipria RAL 3012

Sogno romantico e delicato.

Colorazione che bilancia tonalità calde e fredde per uno stile neutro, ma personale.

POWDER

Romantic and delicate dream. Colouring that balances warm and cool tones for a neutral but personal style.



Neve RAL 9016

Splendore bianco ed esclusivo.

Colorazione che esalta la brillantezza dell'acciaio inox delle finiture.

SNOW

White, exclusive splendour. Colouring that enhances the brilliance of the stainless steel finish.



Carbone RAL 8022

Essenza versatile e profonda.

Colorazione dalle tonalità scure, che anima di contemporaneità le linee e gli spazi.

COAL

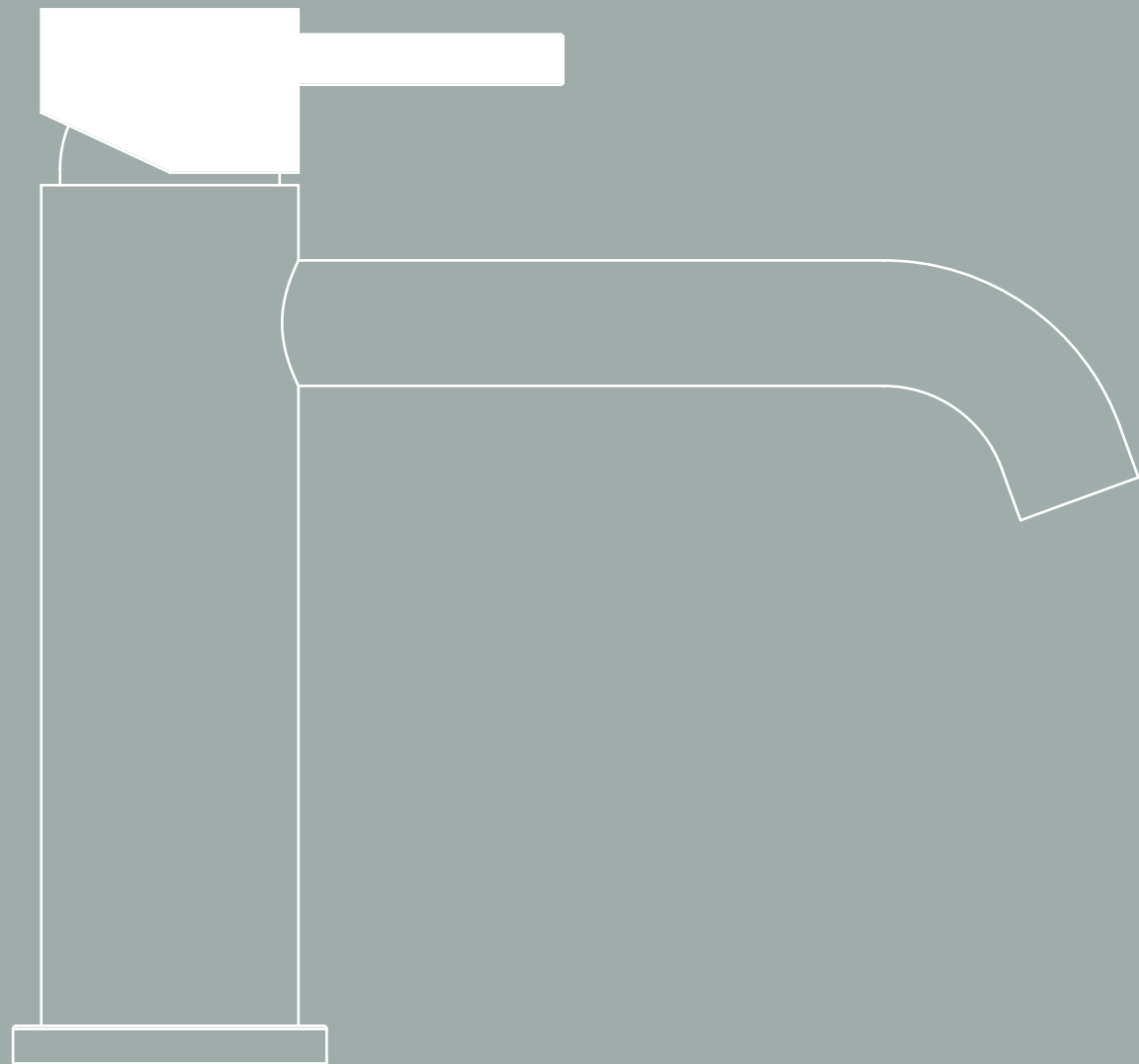
Versatile and profound essence. Colouring in dark tones that brings contemporary lines and spaces to life.



T20021A



Rubinetteria Colorado

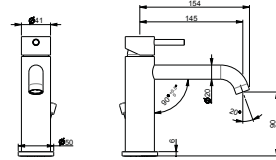


I colori della natura
giocano con l'acciaio,
l'estetica moderna
bilancia la funzionalità
primaria.
La rubinetteria
Colorado è pensata per
chi ama i particolari.

*The colours of nature
interact with steel,
modern aesthetics
balance primary
functionality.
Colorado taps are
designed for people
who love details.*

Miscelatore monocomando per lavabo con scarico da 1"1/4 e flessibili di alimentazione F3/8".

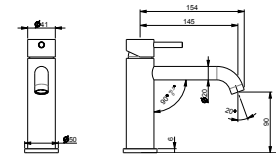
Single lever washbasin mixer with 1"1/4 waste and flexible F3/8" supply hoses.



CODICE	COLORAZIONE	FINITURA	EAN	LISTINO
T20010P	Perla	● AISI 304	8055715596296	€ 282
T20010D	Deserto	● AISI 304	8055715596302	€ 282
T20010R	Roccia	● AISI 304	8055715596319	€ 282
T20010A	Antracite	● AISI 304	8055715596326	€ 282
T20010U	Ulivo	● AISI 304	8055715596333	€ 282
T20010X	Cipria	● AISI 304	8055715596340	€ 282
T20010N	Neve	○ AISI 304	8055715596357	€ 282
T20010E	Carbone	● AISI 304	8055715596364	€ 282

Miscelatore monocomando per lavabo senza scarico e flessibili di alimentazione F3/8".

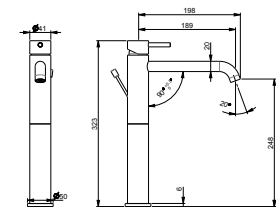
Single lever washbasin mixer without drain and flexible F3/8" supply hose.



CODICE	COLORAZIONE	FINITURA	EAN	LISTINO
T20011P	Perla	● AISI 304	8055715596371	€ 269
T20011D	Deserto	● AISI 304	8055715596388	€ 269
T20011R	Roccia	● AISI 304	8055715596395	€ 269
T20011A	Antracite	● AISI 304	8055715596401	€ 269
T20011U	Ulivo	● AISI 304	8055715596418	€ 269
T20011X	Cipria	● AISI 304	8055715596425	€ 269
T20011N	Neve	○ AISI 304	8055715596432	€ 269
T20011E	Carbone	● AISI 304	8055715596449	€ 269

Miscelatore monocomando versione alta per lavabo da appoggio, con scarico da 1"1/4 e flessibili di alimentazione F3/8".

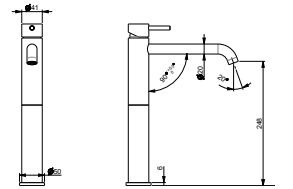
Single lever mixer high version for countertop washbasin, with 1"1/4 drain and flexible F3/8" supply hose.



CODICE	COLORAZIONE	FINITURA	EAN	LISTINO
T20020P	Perla	● AISI 304	8055715596456	€ 335
T20020D	Deserto	● AISI 304	8055715596463	€ 335
T20020R	Roccia	● AISI 304	8055715596470	€ 335
T20020A	Antracite	● AISI 304	8055715596487	€ 335
T20020U	Ulivo	● AISI 304	8055715596494	€ 335
T20020X	Cipria	● AISI 304	8055715596500	€ 335
T20020N	Neve	○ AISI 304	8055715596517	€ 335
T20020E	Carbone	● AISI 304	8055715596524	€ 335

Miscelatore monocomando versione alta per lavabo da appoggio, senza scarico e flessibili di alimentazione F3/8".

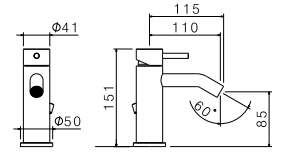
Single lever basin mixer high version for countertop, without drain and flexible F3/8" supply hose.



CODICE	COLORAZIONE	FINITURA	EAN	LISTINO
T20021P	Perla	● AISI 304	8055715596531	€ 322
T20021D	Deserto	● AISI 304	8055715596548	€ 322
T20021R	Roccia	● AISI 304	8055715596555	€ 322
T20021A	Antracite	● AISI 304	8055715596562	€ 322
T20021U	Ulivo	● AISI 304	8055715596579	€ 322
T20021X	Cipria	● AISI 304	8055715596586	€ 322
T20021N	Neve	○ AISI 304	8055715596593	€ 322
T20021E	Carbone	● AISI 304	8055715596609	€ 322

Miscelatore monocomando per bidet con scarico da 1"1/4 e flessibili di alimentazione F3/8".

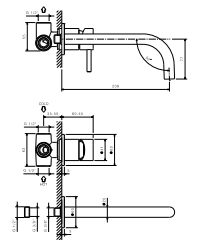
Single lever bidet mixer with 1"1/4 drain and flexible F3/8" supply hose.



CODICE	COLORAZIONE	FINITURA	EAN	LISTINO
T20070P	Perla	● AISI 304	8055715596616	€ 282
T20070D	Deserto	● AISI 304	8055715596623	€ 282
T20070R	Roccia	● AISI 304	8055715596630	€ 282
T20070A	Antracite	● AISI 304	8055715596647	€ 282
T20070U	Ulivo	● AISI 304	8055715596654	€ 282
T20070X	Cipria	● AISI 304	8055715596661	€ 282
T20070N	Neve	○ AISI 304	8055715596678	€ 282
T20070E	Carbone	● AISI 304	8055715596685	€ 282

Gruppo miscelatore monocomando a parete per lavabo, senza scarico e senza raccorderia di collegamento.

Wall-mounted single lever mixer for washbasin, without drain and without connection fittings.



CODICE	COLORAZIONE	FINITURA	EAN	LISTINO
T20050P	Perla	● AISI 304	8055715596692	€ 370
T20050D	Deserto	● AISI 304	8055715596708	€ 370
T20050R	Roccia	● AISI 304	8055715596715	€ 370
T20050A	Antracite	● AISI 304	8055715596722	€ 370
T20050U	Ulivo	● AISI 304	8055715596739	€ 370
T20050X	Cipria	● AISI 304	8055715596746	€ 370
T20050N	Neve	○ AISI 304	8055715596753	€ 370
T20050E	Carbone	● AISI 304	8055715596760	€ 370

Doccia e Vasca Colorado

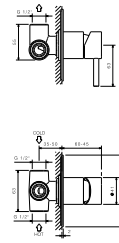


**Risparmio idrico,
design essenziale,
visione tutta italiana.**

*Water conserving,
essential design,
all-Italian vision.*

Miscelatore monocomando per doccia da incasso, completo di corpo incasso.

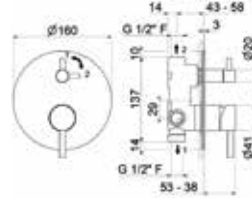
Single lever shower mixer for recessed installation, complete with recessed body.



CODICE	COLORAZIONE	FINITURA	EAN	LISTINO
T20130P	Perla	● AISI 304	8055715596777	€ 292
T20130D	Deserto	● AISI 304	8055715596784	€ 292
T20130R	Roccia	● AISI 304	8055715596791	€ 292
T20130A	Antracite	● AISI 304	8055715596807	€ 292
T20130U	Ulivo	● AISI 304	8055715596814	€ 292
T20130X	Cipria	● AISI 304	8055715596821	€ 292
T20130N	Neve	○ AISI 304	8055715596838	€ 292
T20130E	Carbone	● AISI 304	8055715596845	€ 292

Miscelatore monocomando in acciaio inox da incasso con deviatore meccanico con azione rotativa per vasca e doccia, completo di corpo incasso.

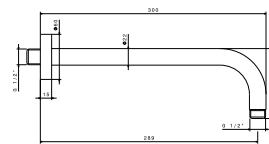
Recessed single lever stainless steel mixer with with mechanical diverter with rotary action for bath and shower, complete with recessed body.



CODICE	COLORAZIONE	FINITURA	EAN	LISTINO
T20142P	Perla	● AISI 304	8055715596852	€ 398
T20142D	Deserto	● AISI 304	8055715596869	€ 398
T20142R	Roccia	● AISI 304	8055715596876	€ 398
T20142A	Antracite	● AISI 304	8055715596883	€ 398
T20142U	Ulivo	● AISI 304	8055715596890	€ 398
T20142X	Cipria	● AISI 304	8055715596906	€ 398
T20142N	Neve	○ AISI 304	8055715596913	€ 398
T20142E	Carbone	● AISI 304	8055715596920	€ 398

Braccio soffione a parete tondo in acciaio inox da 300 mm.

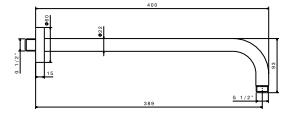
300 mm stainless steel round wall-mounted overhead shower arm.



CODICE	COLORAZIONE	FINITURA	EAN	LISTINO
T11252S	Brushed	● AISI 304	8055715596937	€ 53

Braccio soffione a parete tondo in acciaio inox da 400 mm.

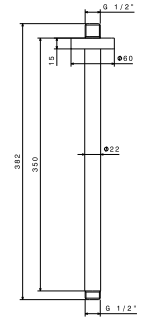
400 mm stainless steel round wall-mounted overhead shower arm.



CODICE	COLORAZIONE	FINITURA	EAN	LISTINO
T11253S	Brushed	● AISI 304	8055715596944	€ 54

Braccio soffione a soffitto tondo in acciaio inox da 350 mm.

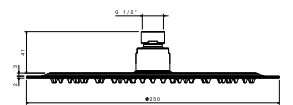
350 mm stainless steel round ceiling-mounted overhead shower arm.



CODICE	COLORAZIONE	FINITURA	EAN	LISTINO
T11256S	Brushed	● AISI 304	8055715596951	€ 65

Soffione ultraslim per doccia tondo, con getto a pioggia in acciaio inox, diametro di 250 mm.

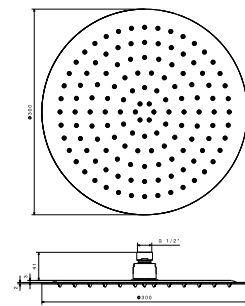
Ultra-slim round shower head with stainless steel rain shower jet, diameter 250 mm.



CODICE	COLORAZIONE	FINITURA	EAN	LISTINO
T11243S	Brushed	● AISI 304	8055715596968	€ 163

Soffione ultraslim doccia tondo con getto a pioggia in acciaio inox, diametro di 300 mm.

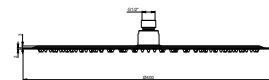
Ultra-slim round shower head with stainless steel rain shower jet, 300 mm diameter.



CODICE	COLORAZIONE	FINITURA	EAN	LISTINO
T11245S	Brushed	● AISI 304	8055715596975	€ 213

Soffione ultraslim doccia tondo con getto a pioggia in acciaio inox, diametro di 400 mm.

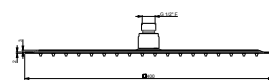
Ultra-slim round shower head with stainless steel rain shower jet, 400 mm diameter.




CODICE	COLORAZIONE	FINITURA	EAN	LISTINO
T11258S	Brushed	● AISI 304	8055715596982	€ 310

Soffione ultraslim per doccia quadrato, con getto a pioggia in acciaio inox 400x400 mm.

Ultra-slim square shower head, with 400x400 mm stainless steel rain shower jet.



CODICE	COLORAZIONE	FINITURA	EAN	LISTINO
T11259S	Brushed	● AISI 304	8055715596999	€ 336



Nilo

T20011S



T20050S



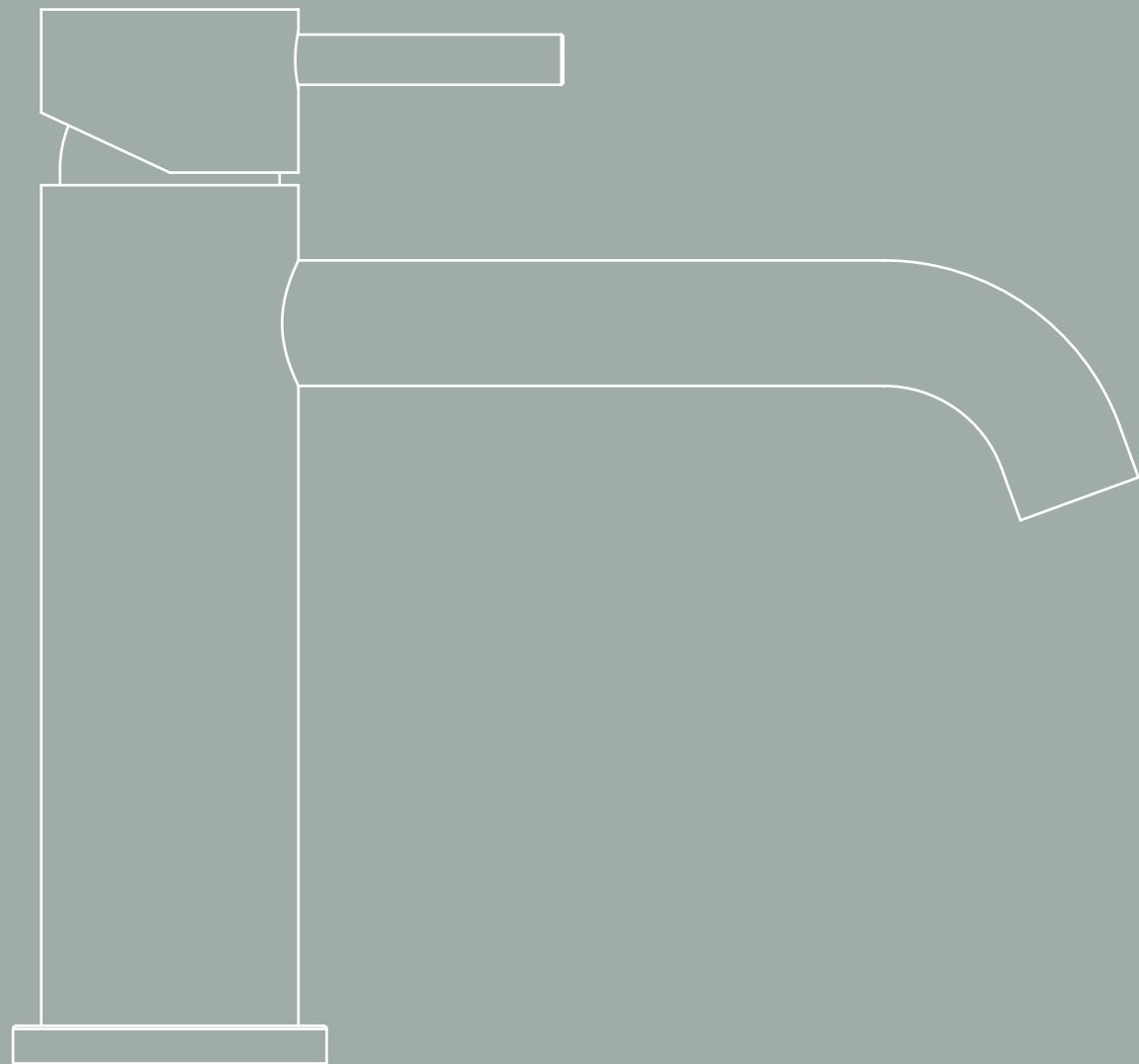
Progettati per
accompagnare
lo scorrere
naturale dell'acqua,
dall'inconfondibile
stile italiano.

*Designed
to accompany
the natural flow
of water, with
a distinctive
Italian style.*

T20021S



Rubinetteria Nilo



Pensata funzionale
per custodire
il bene più prezioso,
progettata di design
per esprimere
un'estetica
contemporanea.

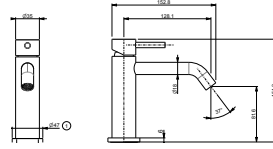
*Thought to be
functional.
Thought to protect
the most precious
source.
Thought to express
a contemporary
aesthetic.*

Ø 35 mm



Miscelatore monocomando in acciaio inox per lavabo diametro 35 mm senza scarico con flessibili di alimentazione F3/8".

Single lever washbasin mixer diameter 35 mm in stainless steel without drain and flexible F3/8" supply hose.



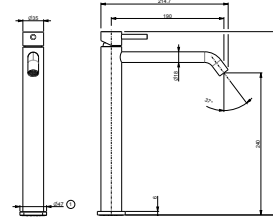
CODICE	COLORAZIONE	FINITURA	EAN	LISTINO
T37011S	Brushed	● AISI 304	8055715593752	€ 175

Ø 35 mm



Miscelatore alto monocomando in acciaio inox per lavabo diametro 35 mm senza scarico con flessibili di alimentazione F3/8".

High washbasin mixer diameter 35 mm in stainless steel without drain and flexible F3/8" supply hose.



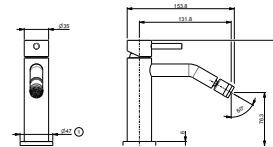
CODICE	COLORAZIONE	FINITURA	EAN	LISTINO
T37021S	Brushed	● AISI 304	8055715593769	€ 205

Ø 35 mm



Miscelatore bidet diametro 35 mm in acciaio inox satinato senza scarico e flessibili di alimentazione F3/8".

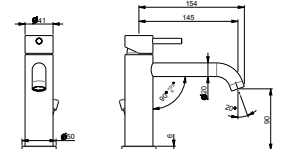
Bidet mixer diameter 35 mm in satin stainless steel with no drain flexible F3/8" supply hose.



CODICE	COLORAZIONE	FINITURA	EAN	LISTINO
T37071S	Brushed	● AISI 304	8055715593776	€ 183

Miscelatore monocomando in acciaio inox per lavabo con scarico da 1"1/4 e flessibili di alimentazione F3/8".

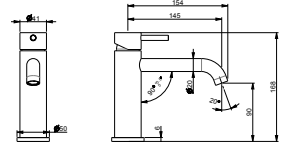
Single lever washbasin mixer in stainless steel with 1"1/4 drain and flexible F3/8" supply hose.



CODICE	COLORAZIONE	FINITURA	EAN	LISTINO
T20010S	Brushed	● AISI 304	8055715597002	€ 214

Miscelatore monocomando in acciaio inox per lavabo senza scarico e flessibili di alimentazione F3/8".

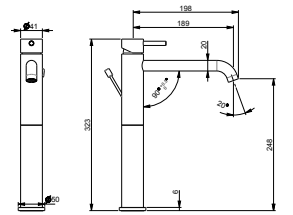
Single lever basin mixer in stainless steel without drain and flexible F3/8" supply hose.



CODICE	COLORAZIONE	FINITURA	EAN	LISTINO
T20011S	Brushed	● AISI 304	8055715597019	€ 201

Miscelatore monocomando in acciaio inox versione alta per lavabo da appoggio, con scarico da 1"1/4 e flessibili di alimentazione F3/8".

Single lever stainless steel mixer high version for countertop washbasin, with 1"1/4 drain and flexible F3/8" supply hose.

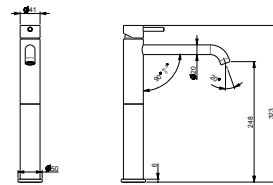


CODICE	COLORAZIONE	FINITURA	EAN	LISTINO
T20020S	Brushed	● AISI 304	8055715597026	€ 267



Miscelatore monocomando in acciaio inox versione alta per lavabo da appoggio, senza scarico e flessibili di alimentazione F3/8".

Single lever stainless steel mixer high version for countertop washbasin, without drain and flexible F3/8" supply hose.

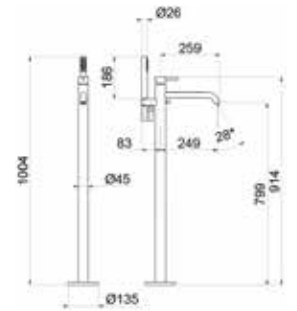


CODICE	COLORAZIONE	FINITURA	EAN	LISTINO
T20021S	Brushed	● AISI 304	8055715597033	€ 254



Miscelatore monocomando in acciaio inox per vasca con colonna di alimentazione a pavimento senza parte incasso. Abbinare a parte incasso T100004.

Single-lever bath mixer made of stainless steel with floor pillar union without concealed part. Combine with T100004.

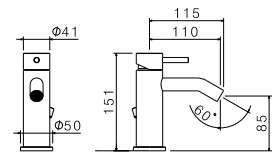


CODICE	COLORAZIONE	FINITURA	EAN	LISTINO
T20195S	Brushed	● AISI 304	8055715598238	€ 1.292



Miscelatore monocomando in acciaio inox per bidet con scarico da 1"1/4 e flessibili di alimentazione F3/8".

Single lever bidet mixer in stainless steel with 1"1/4 drain and flexible F3/8" supply hose.

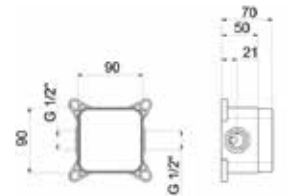


CODICE	COLORAZIONE	FINITURA	EAN	LISTINO
T20070S	Brushed	● AISI 304	8055715597040	€ 214



Corpo incasso universale per miscelatore vasca T20195S.

Universal concealed body for single-lever bath mixer T20195S with floor pillar union.

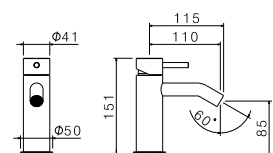


CODICE	COLORAZIONE	FINITURA	EAN	LISTINO
T100004	Neutro	-	8055715598689	€ 299



Miscelatore monocomando in acciaio inox per bidet senza scarico e flessibili di alimentazione F3/8".

Single lever bidet mixer in stainless steel without pop-up waste set and flexible F3/8" supply hose.

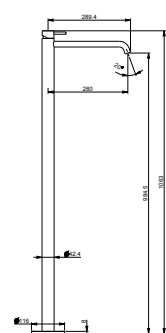


CODICE	COLORAZIONE	FINITURA	EAN	LISTINO
T20071S	Brushed	● AISI 304	8055715598719	€ 193



Miscelatore monocomando per lavabo con colonna di alimentazione a pavimento. Alimentazione ad innesto.

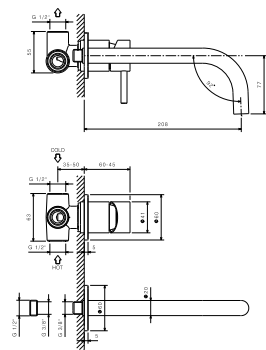
Single-lever freestanding basin mixer made of stainless steel with floor pillar union. Plug connection hoses.



CODICE	COLORAZIONE	FINITURA	EAN	LISTINO
T20040S	Brushed	● AISI 304	8055715598696	€ 1.060

Gruppo miscelatore monocomando in acciaio inox a parete per lavabo, senza scarico e senza raccorderia di collegamento.

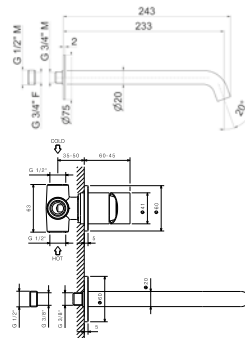
Single lever wall-mounted stainless steel mixer for washbasin, without drain and without connection fittings.



CODICE	COLORAZIONE	FINITURA	EAN	LISTINO
T20050S	Brushed	● AISI 304	8055715597064	€ 302

Miscelatore monocomando in acciaio inox a parete per lavabo con bocca da 230 mm, senza scarico e senza raccorderia di collegamento.

Single lever wall-mounted stainless steel mixer for washbasin with 230 mm long spout, without drain and without connection fittings.



CODICE	COLORAZIONE	FINITURA	EAN	LISTINO
T20051S	Brushed	● AISI 304	8055715593677	€ 302



T37071S

Doccia e Vasca Nilo



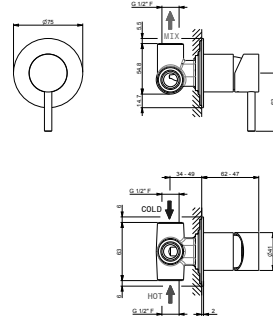
Risparmio idrico,
design essenziale,
visione tutta italiana.

*Water conserving,
essential design,
all-Italian vision.*



Miscelatore monocomando in acciaio inox per doccia da incasso da design, completo di corpo incasso.

Design shower mixer in stainless steel for recessed installation, complete with recessed body.

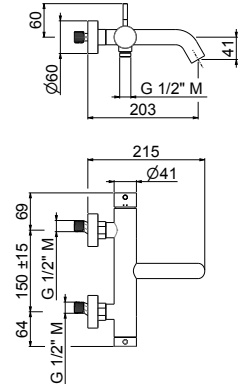


CODICE	COLORAZIONE	FINITURA	EAN	LISTINO
T20131S	Brushed	● AISI 304	8055715593783	€ 201



Miscelatore monocomando in acciaio inox vasca esterno con deviatore per vasca e doccia.

Stainless steel single lever bath mixer for exposed fitting with diverter for bath and shower.

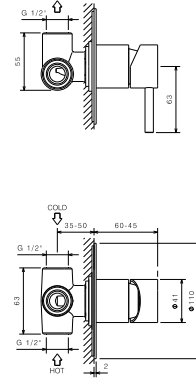


CODICE	COLORAZIONE	FINITURA	EAN	LISTINO
T20085S	Brushed	● AISI 304	8055715593813	€ 316



Miscelatore monocomando in acciaio inox per doccia da incasso, completo di corpo incasso.

Single lever shower mixer in stainless steel for recessed installation, complete with recessed body.



CODICE	COLORAZIONE	FINITURA	EAN	LISTINO
T20130S	Brushed	● AISI 304	8055715597071	€ 224



Gruppo vasca esterno in acciaio inox completo di supporto fisso, flessibile e doccia.

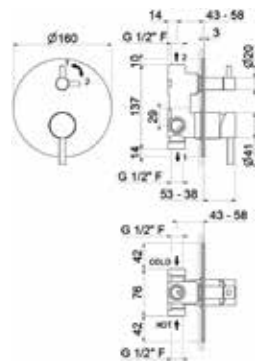
External stainless steel bath group complete with fixed support, flexible hose and hand shower.

CODICE	COLORAZIONE	FINITURA	EAN	LISTINO
T20086S	Brushed	● AISI 304	8055715593820	€ 455



Miscelatore monocomando in acciaio inox da incasso con deviatore meccanico con azione rotativa per vasca e doccia, completo di corpo incasso.

Recessed single lever stainless steel mixer with with mechanical diverter with rotary action for bath and shower, complete with recessed body.

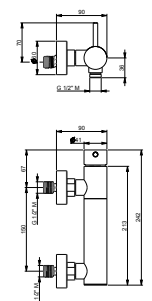


CODICE	COLORAZIONE	FINITURA	EAN	LISTINO
T20142S	Brushed	● AISI 304	8055715593837	€ 330



Miscelatore monocomando esterno per doccia in acciaio inox, privo di dotazione asta saliscendi.

Single lever shower mixer for exposed fitting in stainless steel, without sliding rail.

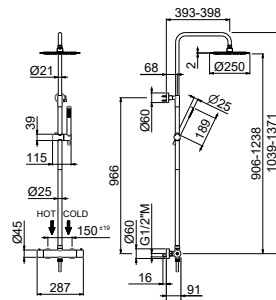


CODICE	COLORAZIONE	FINITURA	EAN	LISTINO
T20090S	Brushed	● AISI 304	8055715597118	€ 302



Colonna doccia esterna da parete in acciaio inox con soffione tondo, miscelatore meccanico, con deviatore incorporato e set doccia.

Stainless steel wall-mounted shower column with round shower head, mechanical mixer, with built-in diverter and hand shower set.

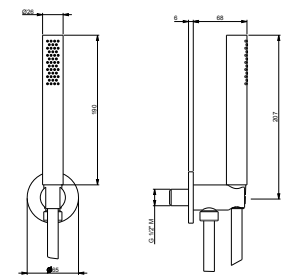


CODICE	COLORAZIONE	FINITURA	EAN	LISTINO
T11237S	Brushed	● AISI 304	8055715593806	€ 754



Gruppo presa d'acqua tondo in acciaio inox, completo di supporto fisso, flessibile e doccia.

Round stainless steel water inlet unit, complete with fixed support, flexible hose and hand shower.

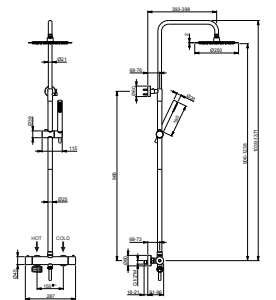


CODICE	COLORAZIONE	FINITURA	EAN	LISTINO
T11132S	Brushed	● AISI 304	8055715597149	€ 180



Colonna doccia esterna da parete in acciaio inox con soffione tondo, miscelatore termostatico, con deviatore incorporato e set doccia.

Stainless steel wall-mounted shower column with round shower head, thermostatic mixer, with built-in diverter and hand shower set.

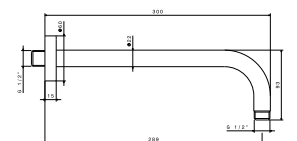


CODICE	COLORAZIONE	FINITURA	EAN	LISTINO
T11233S	Brushed	● AISI 304	8055715597125	€ 911



Braccio soffione a parete tondo in acciaio inox da 300 mm.

300 mm stainless steel round wall-mounted overhead shower arm.

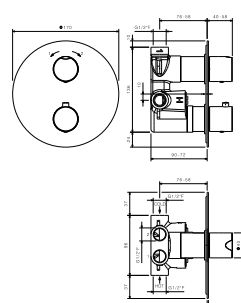


CODICE	COLORAZIONE	FINITURA	EAN	LISTINO
T11252S	Brushed	● AISI 304	8055715596937	€ 53



Miscelatore termostatico in acciaio inox a 2 uscite tondo per doccia da incasso, con maniglia di regolazione temperatura e maniglia erogazione, e attacchi da 1/2".

Stainless steel thermostatic mixer with 2 round outlets for recessed shower, with temperature adjustment handle and dispensing handle, and 1/2" connections.

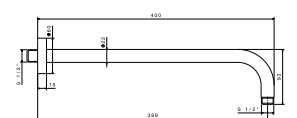


CODICE	COLORAZIONE	FINITURA	EAN	LISTINO
T11115S	Brushed	● AISI 304	8055715597132	€ 566



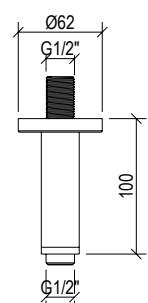
Braccio soffione a parete tondo in acciaio inox da 400 mm.

400 mm stainless steel round wall-mounted overhead shower arm.



CODICE	COLORAZIONE	FINITURA	EAN	LISTINO
T11253S	Brushed	● AISI 304	8055715596944	€ 54

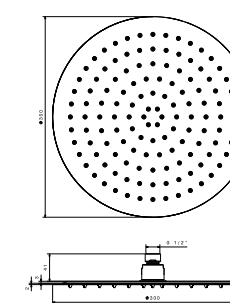
Braccio soffione a soffitto tondo lungo 100 mm.
Ceiling round arm 100 mm.



CODICE	COLORAZIONE	FINITURA	EAN	LISTINO
T11264S	Brushed	● AISI 304	8055715598726	€

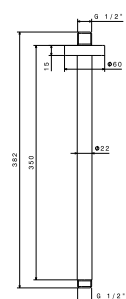
Soffione ultraslim per doccia tondo in acciaio inox, con getto a pioggia di diametro di 300 mm.

Ultra-slim stainless steel round shower head with 300 mm diameter rain shower jet.



CODICE	COLORAZIONE	FINITURA	EAN	LISTINO
T11245S	Brushed	● AISI 304	8055715596975	€ 213

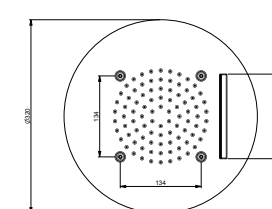
Braccio soffione a soffitto tondo in acciaio inox da 350 mm.
350 mm stainless steel round ceiling-mounted overhead shower arm.



CODICE	COLORAZIONE	FINITURA	EAN	LISTINO
T11256S	Brushed	● AISI 304	8055715596951	€ 65

Soffione tondo ultraslim da design ad incasso e diametro di 320 mm con getto a pioggia e cascata.

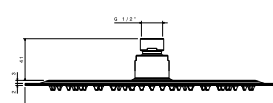
Ultraslim concealed round head shower 320 mm diameter with rain and waterfall jets.



CODICE	COLORAZIONE	FINITURA	EAN	LISTINO
T11270S	Brushed	● AISI 304	8055715598733	€ 367

Soffione ultraslim per doccia tondo in acciaio inox con getto a pioggia di diametro da 250 mm.

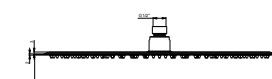
Ultra-slim stainless steel round shower head with 250 mm diameter rain shower jet.



CODICE	COLORAZIONE	FINITURA	EAN	LISTINO
T11243S	Brushed	● AISI 304	8055715596968	€ 163

Soffione ultraslim doccia tondo in acciaio inox, con getto a pioggia e diametro di 400 mm.

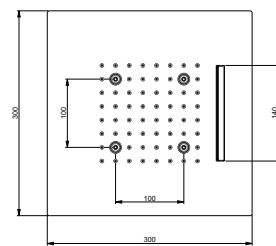
Ultra-slim stainless steel round shower head, with rain shower jet and 400 mm diameter.



CODICE	COLORAZIONE	FINITURA	EAN	LISTINO
T11258S	Brushed	● AISI 304	8055715596982	€ 310

Soffione quadrato ultraslim da design ad incasso 300x300 mm con getto a pioggia e cascata.

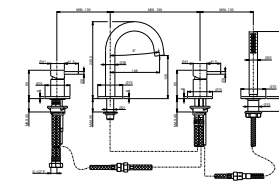
Ultraslim concealed square head shower 300x300 mm with raining jet and waterfall jets.



CODICE	COLORAZIONE	FINITURA	EAN	LISTINO
T11275S	Brushed	● AISI 304	8055715598740	€ 347

Gruppo bordo vasca completo di bocca di erogazione, set doccetta e deviatore.

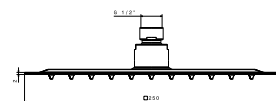
Set of deck mounted bath mixer, furnished with spout, diverter and hand shower set.



CODICE	COLORAZIONE	FINITURA	EAN	LISTINO
T20150S	Brushed	● AISI 304	8055715598764	€ 1.351

Soffione ultraslim doccia quadro 250x250 mm con getto a pioggia.

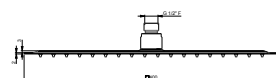
Ultraslim square head shower 250x250 mm with raining jet.



CODICE	COLORAZIONE	FINITURA	EAN	LISTINO
T11249S	Brushed	● AISI 304	8055715598757	€ 147

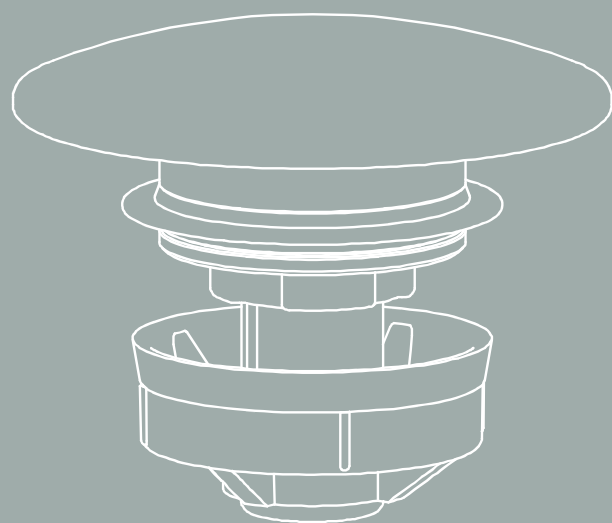
Soffione ultraslim doccia in acciaio inox, con getto a pioggia 400x400 mm.

Ultra-slim stainless steel shower head, with 400x400 mm rain shower jet.



CODICE	COLORAZIONE	FINITURA	EAN	LISTINO
T11259S	Brushed	● AISI 304	8055715596999	€ 336

Accessori tecnici in acciaio AISI 304



Tutto quello che serve
per completare
le finiture in stile
minimal e funzionale.

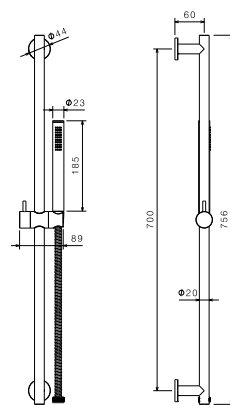
*All you need
to complete the
finishes in a minimal
and functional style.*



Asta saliscendi in acciaio inox completa di doccia e flessibile lungo 1500 mm, senza presa acqua.

Stainless steel sliding rail complete with shower and 1500 mm long flexible hose, without water inlet.

* Per linee Colorado e Nilo.
For Colorado and Nilo collections.

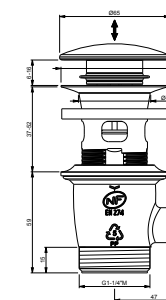


CODICE	COLORAZIONE	FINITURA	EAN	LISTINO
T20101S	Brushed	● AISI 304	8055715597156	€ 283

Piletta da 1"1/4 con scarico a pulsante, alta 37 / 52 mm in acciaio inox.

1"1/4 drain with push-button drain, 37 / 52 mm high in stainless steel.

* Per linee Colorado e Nilo.
For Colorado and Nilo collections.

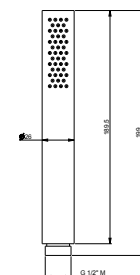


CODICE	COLORAZIONE	FINITURA	EAN	LISTINO
T100618S	Brushed	● AISI 304	8055715597187	€ 51

Doccetta monogetto in acciaio inox.

Single-jet stainless steel hand shower.

* Per linee Colorado e Nilo.
For Colorado and Nilo collections.

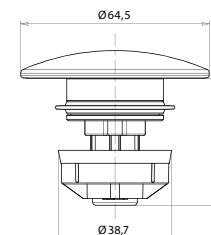


CODICE	COLORAZIONE	FINITURA	EAN	LISTINO
T20180S	Brushed	● AISI 304	8055715597163	€ 82

Kit universale per scarico automatico a pulsante in acciaio inox.

Universal kit for automatic stainless steel push-button drain.

* Per linee Colorado e Nilo.
For Colorado and Nilo collections.

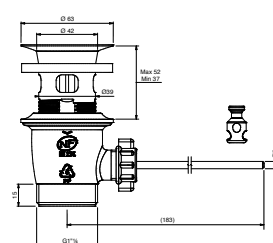


CODICE	COLORAZIONE	FINITURA	EAN	LISTINO
T100558S	Brushed	● AISI 304	8055715597194	€ 39

Piletta da 1"1/4 con scarico a salterello, alta 37 / 52 mm in acciaio inox.

1"1/4 drain with pop-up drain, 37 / 52 mm high in stainless steel.

* Per linee Colorado e Nilo.
For Colorado and Nilo collections.

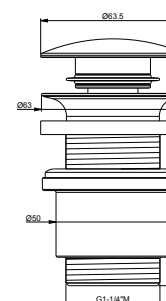


CODICE	COLORAZIONE	FINITURA	EAN	LISTINO
T100523S	Brushed	● AISI 304	8055715597170	€ 25

Piletta da 1"1/4 con scarico a pulsante alta 4 / 65 mm.

1"1/4 drain with push-button drain, 4 / 65 mm high.

* Per linea Nilo.
For Nilo collection.

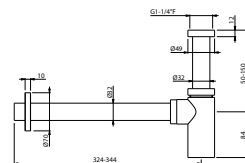


CODICE	COLORAZIONE	FINITURA	EAN	LISTINO
T100400S	Brushed	● AISI 304	8055715598160	€ 80

Sifone a vista per lavabo in acciaio inox.

Exposed washbasin siphon in stainless steel.

* Per linee Colorado e Nilo.
For Colorado and Nilo collections.



CODICE	COLORAZIONE	FINITURA	EAN	LISTINO
T100459S	Brushed	● AISI 304	8055715597200	€ 113

Flessibile in acciaio inox da 1500 mm.

1500 mm stainless steel hose.

* Per linee Colorado e Nilo.
For Colorado and Nilo collections.



CODICE	COLORAZIONE	FINITURA	EAN	LISTINO
T100147S	Brushed	● AISI 304	8055715597224	€ 31

Rubinetto di arresto da 1/2" in acciaio inox, con sezione tonda, in confezione da 2 pezzi.

1/2" stainless steel stopcock, with round cross-section, pack of 2.

* Per linee Colorado e Nilo.
For Colorado and Nilo collections.



CODICE	COLORAZIONE	FINITURA	EAN	LISTINO
T100148S	Brushed	● AISI 304	8055715597217	€ 60

Flessibile in PVC da 1500 mm.

1500 mm PVC flexible hose.

* Per linee Colorado e Nilo.
For Colorado and Nilo collections.

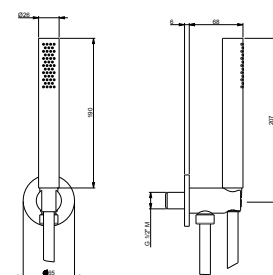


CODICE	COLORAZIONE	FINITURA	EAN	LISTINO
T100401S	Brushed	● AISI 304	8055715597231	€ 29

Gruppo presa d'acqua tondo in acciaio inox, completo di supporto fisso, flessibile e doccia.

Round stainless steel water inlet unit, complete with fixed support, flexible hose and hand shower.

* Per linea Colorado.
For Colorado collection.

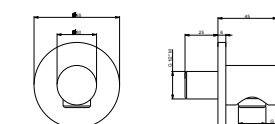


CODICE	COLORAZIONE	FINITURA	EAN	LISTINO
T11132S	Brushed	● AISI 304	8055715597149	€ 180

Presa d'acqua a parete da 1/2" in acciaio inox.

1/2" stainless steel wall mounted water inlet.

* Per linee Colorado e Nilo.
For Colorado and Nilo collections.

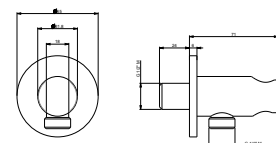


CODICE	COLORAZIONE	FINITURA	EAN	LISTINO
T20170S	Brushed	● AISI 304	8055715597248	€ 70

Preso d'acqua con supporto doccetta in acciaio inox.

Water inlet with stainless steel hand shower holder.

* Per linee Colorado e Nilo.
For Colorado and Nilo collections.

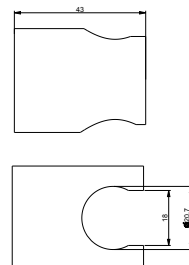


CODICE	COLORAZIONE	FINITURA	EAN	LISTINO
T20173S	Brushed	● AISI 304	8055715597255	€ 87

Supporto fisso a parete per doccetta in acciaio inox.

Fixed wall bracket for stainless steel hand shower.

* Per linee Colorado e Nilo.
For Colorado and Nilo collections.

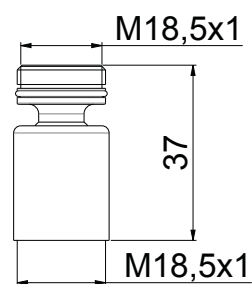


CODICE	COLORAZIONE	FINITURA	EAN	LISTINO
T20171S	Brushed	● AISI 304	8055715597262	€ 43

Snodo aeratore bidet cache M18,8x1 / F18,5x1

Joint with aerator for bidet mixer M18,5x1 / F18,5x1

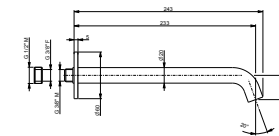
* Per linee Colorado e Nilo.
For Colorado and Nilo collections.



CODICE	COLORAZIONE	FINITURA	EAN	LISTINO
T100663S	Brushed	● AISI 304	8055715598795	€ 36

Bocca erogazione da design a parete per lavabo in acciaio inox da 230 mm.

Wall spout for 230 mm washbasin in stainless steel.

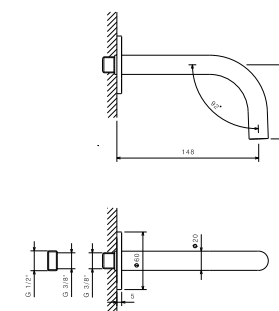


CODICE	COLORAZIONE	FINITURA	EAN	LISTINO
T20056S	Brushed	● AISI 304	8055715593790	€ 157

Bocca erogazione a parete per lavabo in acciaio inox da 150 mm.

150 mm stainless steel wall-mounted spout for washbasin.

* Per linee Colorado e Nilo.
For Colorado and Nilo collections.

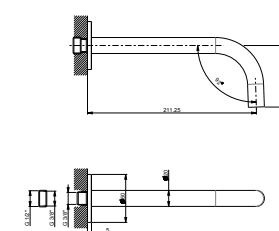


CODICE	COLORAZIONE	FINITURA	EAN	LISTINO
T20054S	Brushed	● AISI 304	8055715597279	€ 162

Bocca erogazione a parete per lavabo in acciaio inox da 210 mm.

210 mm stainless steel wall-mounted spout for washbasin.

* Per linee Colorado e Nilo.
For Colorado and Nilo collections.



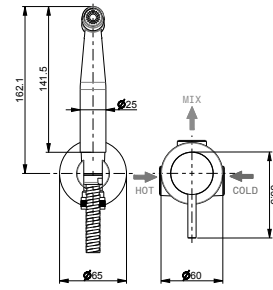
CODICE	COLORAZIONE	FINITURA	EAN	LISTINO
T20055S	Brushed	● AISI 304	8055715597286	€ 162



Set doccetta per WC.

Single-lever WC tap.

* Per linea Nilo.
For Nilo collection.



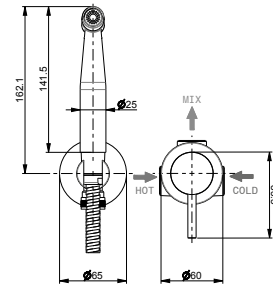
CODICE	COLORAZIONE	FINITURA	EAN	LISTINO
T20400S	Brushed	● AISI 304	8055715598771	€ 159




Miscelatore monocomando per bidet con doccino.

Single-lever bidet mixer with trigger spray.

* Per linea Nilo.
For Nilo collection.

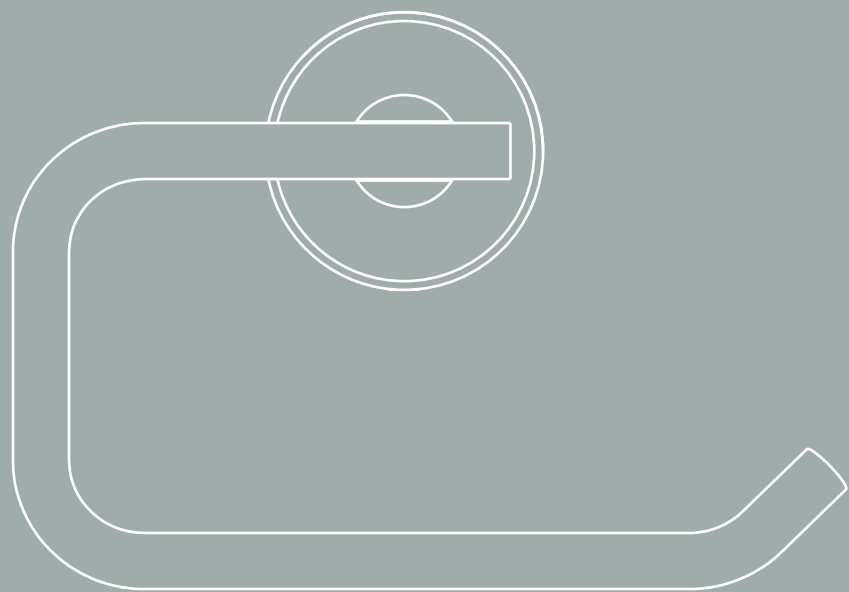


CODICE	COLORAZIONE	FINITURA	EAN	LISTINO
T20405S	Brushed	● AISI 304	8055715598788	€ 290



T20195S

Accessori bagno in acciaio AISI 304



Accessori dalle linee pulite che modulano con design lo spazio del tuo bagno.

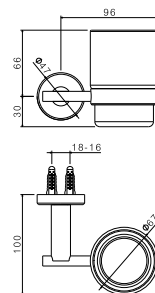
Accessories with clean lines that shape your bathroom space with design.



Supporto con bicchiere a muro in acciaio inox.

Support with stainless steel wall cup.

* Per linee Colorado e Nilo.
For Colorado and Nilo collections.

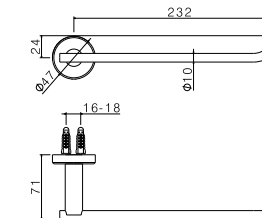


CODICE	COLORAZIONE	FINITURA	EAN	LISTINO
T20300S	Brushed	● AISI 304	8055715597293	€ 47

Porta salviette aperto in acciaio inox.

Open stainless steel towel rail.

* Per linee Colorado e Nilo.
For Colorado and Nilo collections.

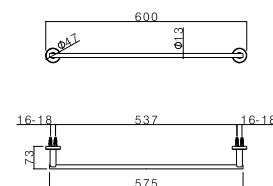


CODICE	COLORAZIONE	FINITURA	EAN	LISTINO
T20315S	Brushed	● AISI 304	8055715597323	€ 40

Porta salviette in acciaio inox da 600 mm.

600 mm stainless steel towel rail.

* Per linee Colorado e Nilo.
For Colorado and Nilo collections.

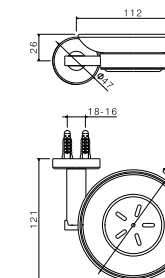


CODICE	COLORAZIONE	FINITURA	EAN	LISTINO
T20310S	Brushed	● AISI 304	8055715597309	€ 58

Porta sapone a muro in acciaio inox.

Stainless steel wall-mounted soap dish.

* Per linee Colorado e Nilo.
For Colorado and Nilo collections.

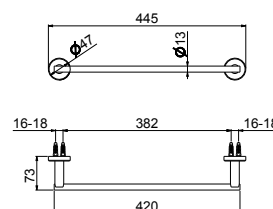


CODICE	COLORAZIONE	FINITURA	EAN	LISTINO
T20320S	Brushed	● AISI 304	8055715597330	€ 47

Porta salviette in acciaio inox da 400 mm.

400 mm stainless steel towel rail.

* Per linee Colorado e Nilo.
For Colorado and Nilo collections.

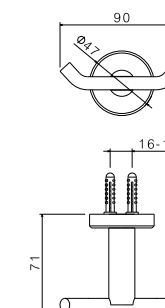


CODICE	COLORAZIONE	FINITURA	EAN	LISTINO
T20311S	Brushed	● AISI 304	8055715597316	€ 53

Appendino doppio in acciaio inox.

Double stainless steel hanger.

* Per linee Colorado e Nilo.
For Colorado and Nilo collections.



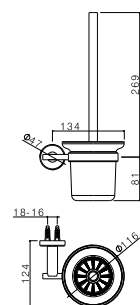
CODICE	COLORAZIONE	FINITURA	EAN	LISTINO
T20330S	Brushed	● AISI 304	8055715597347	€ 34



Porta scopino completo a muro in acciaio inox.

Complete wall-mounted toilet brush holder in stainless steel.

* Per linee Colorado e Nilo.
For Colorado and Nilo collections.



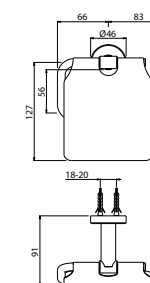
CODICE	COLORAZIONE	FINITURA	EAN	LISTINO
T20340S	Brushed	● AISI 304	8055715597354	€ 62



Porta rotolo a muro con coperchio in acciaio inox.

Wall-mounted roll holder with stainless steel lid.

* Per linee Colorado e Nilo.
For Colorado and Nilo collections.



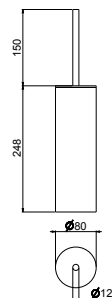
CODICE	COLORAZIONE	FINITURA	EAN	LISTINO
T20355S	Brushed	● AISI 304	8055715597385	€ 56



Porta scopino da appoggio in acciaio inox.

Stainless steel toilet brush holder.

* Per linee Colorado e Nilo.
For Colorado and Nilo collections.



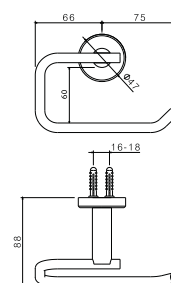
CODICE	COLORAZIONE	FINITURA	EAN	LISTINO
T20345S	Brushed	● AISI 304	8055715597361	€ 84



Porta rotolo a muro scoperto in acciaio inox.

Open stainless steel wall-mounted roll holder.

* Per linee Colorado e Nilo.
For Colorado and Nilo collections.




CODICE	COLORAZIONE	FINITURA	EAN	LISTINO
T20350S	Brushed	● AISI 304	8055715597378	€ 41

Kitchen River



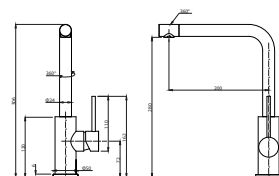
Declinazioni
funzionali
di design
italiano dalle
linee pure.

*Functional
Italian design
declinations
with pure lines.*



Miscelatore monocomando in acciaio inox per lavello, con canna dritta e flessibili di alimentazione F3/8".

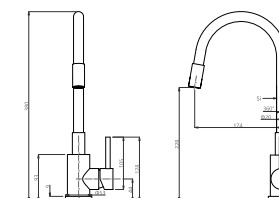
Single lever sink mixer in stainless steel with straight spout and flexible F3/8" supply hose.



CODICE	COLORAZIONE	FINITURA	EAN	LISTINO
T36051S	Brushed	● AISI 304	8055715593721	€ 184

Miscelatore monocomando in acciaio inox per lavello in PVD nero con canna flessibile nera.

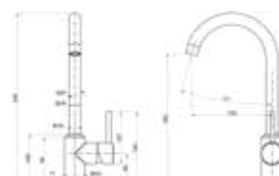
Single lever stainless steel sink mixer in black PVD with black flexible spout



CODICE	COLORAZIONE	FINITURA	EAN	LISTINO
T26503B	Black PVD	● AISI 304	8055715593684	€ 197

Miscelatore monocomando in acciaio inox per lavello, con canna a ponte e flessibili di alimentazione F3/8".

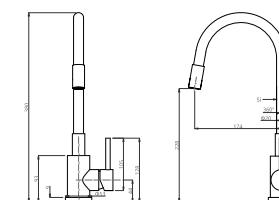
Single lever sink mixer in stainless steel with swivel spout and flexible F3/8" supply hose.



CODICE	COLORAZIONE	FINITURA	EAN	LISTINO
T36056S	Brushed	● AISI 304	8055715593714	€ 184

Miscelatore monocomando in acciaio inox per lavello satinato con canna flessibile bianca.

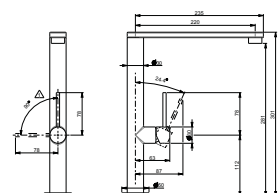
Single lever stainless steel sink mixer with white flexible spout.



CODICE	COLORAZIONE	FINITURA	EAN	LISTINO
T26503W	Brushed	● AISI 304	8055715593691	€ 197

Miscelatore monocomando in acciaio inox per lavello, con canna piatta girevole e flessibili di alimentazione F3/8".

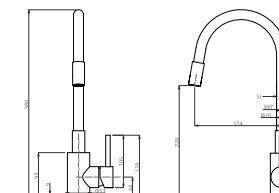
Single lever sink mixer in stainless steel, with flat swivel spout and flexible F3/8" flexible supply hose.



CODICE	COLORAZIONE	FINITURA	EAN	LISTINO
T23022S	Brushed	● AISI 304	8055715597392	€ 261

Miscelatore monocomando in acciaio inox per lavello con canna flessibile nera.

Single lever stainless steel sink mixer with black flexible spout.

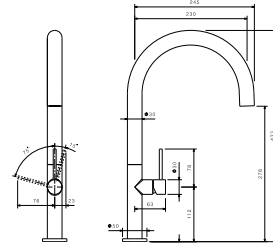


CODICE	COLORAZIONE	FINITURA	EAN	LISTINO
T26503S	Brushed	● AISI 304	8055715593707	€ 197



Miscelatore monocomando in acciaio inox per lavello con canna tonda girevole e flessibili di alimentazione F3/8".

Stainless steel single lever sink mixer with round swivel spout and flexible F3/8" supply hose.

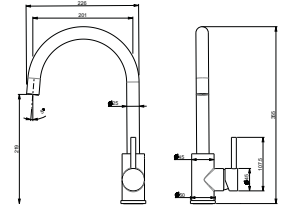


CODICE	COLORAZIONE	FINITURA	EAN	LISTINO
T23020S	Brushed	● AISI 304	8055715597408	€ 280



Miscelatore monocomando in acciaio inox per lavello, con canna tonda girevole e flessibili di alimentazione F3/8".

Single lever sink mixer in stainless steel, with round swivel spout and flexible F3/8" supply hose.

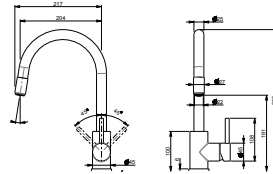


CODICE	COLORAZIONE	FINITURA	EAN	LISTINO
T21021S	Brushed	● AISI 304	8055715597439	€ 261



Miscelatore monocomando in acciaio inox per lavello, con canna tonda girevole nera, doccetta estraibile e flessibili di alimentazione F3/8".

Single lever sink mixer in stainless steel, with round swivel spout in black, pull-out hand shower and flexible F3/8" supply hose.

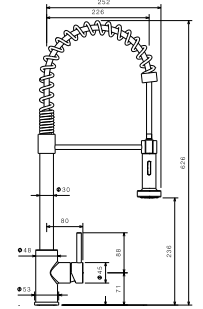


CODICE	COLORAZIONE	FINITURA	EAN	LISTINO
T21023S	Brushed	● AISI 304	8055715597415	€ 387



Miscelatore monocomando in acciaio inox per lavello, con molla girevole e orientabile, dotato di erogazione a doppio getto e flessibili di alimentazione F3/8".

Single lever sink mixer in stainless steel, with swivel and adjustable spring, equipped with double jet spout and flexible F3/8" supply hose.

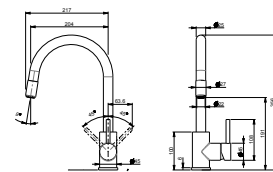


CODICE	COLORAZIONE	FINITURA	EAN	LISTINO
T21030S	Brushed	● AISI 304	8055715597446	€ 533



Miscelatore monocomando in acciaio inox per lavello, con canna tonda girevole in acciaio, doccetta estraibile e flessibili di alimentazione F3/8".

Single-lever sink mixer in stainless steel, with round, steel swivel spout, pull-out jet and flexible F3/8" supply hose.

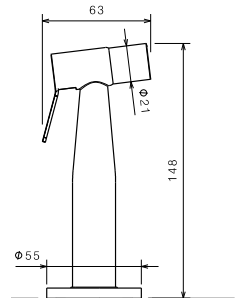


CODICE	COLORAZIONE	FINITURA	EAN	LISTINO
T21040S	Brushed	● AISI 304	8055715597422	€ 348



Doccia per lavastoviglie con supporto in acciaio inox.

Dishwasher shower with stainless steel holder.



CODICE	COLORAZIONE	FINITURA	EAN	LISTINO
T21180S	Brushed	● AISI 304	8055715597453	€ 143

Miscelatori a tre vie



Miscelatori da cucina in acciaio inox progettati con flusso separato.

Designed stainless steel kitchen mixers with separate flow.

Riescono così a svolgere 3 funzioni contemporaneamente:

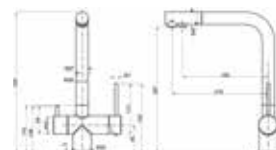
- Acqua depurata grazie alla possibilità di collegamento ai sistemi di filtrazione oppure depurazione con osmosi inversa.
- Acqua calda.
- Acqua fredda.

They can thus perform 3 functions simultaneously:

- *Purified water thanks to the possibility of connection to filtration systems or purification with reverse osmosis*
- *Hot water*
- *Cold water*

Miscelatore lavello a tre vie con canna dritta in acciaio inox satinato e flessibili di alimentazione F3/8".

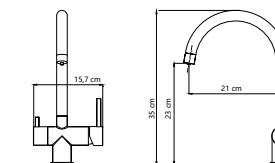
Three-way kitchen mixer with straight spout and flexible F3/8" supply hose.



CODICE	COLORAZIONE	FINITURA	EAN	LISTINO
T39057S	Brushed	● AISI 304	8055715598177	€ 238

Miscelatore lavello a tre vie con canna a ponte PVD Copper con flessibili di alimentazione F3/8".

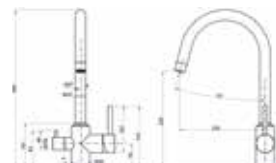
Copper Three-way kitchen mixer with round spout and flexible F3/8" supply hose.



CODICE	COLORAZIONE	FINITURA	EAN	LISTINO
T26512C	PVD Copper	● AISI 304	8055715593738	€ 290

Miscelatore lavello a tre vie con canna a ponte in acciaio inox satinato e flessibili di alimentazione F3/8".

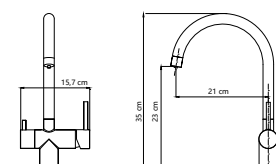
Three-way kitchen mixer with round spout and flexible F3/8" supply hose.



CODICE	COLORAZIONE	FINITURA	EAN	LISTINO
T39070S	Brushed	● AISI 304	8055715598184	€ 213

Miscelatore lavello a tre vie con canna a ponte PVD Gold con flessibili di alimentazione F3/8".

Gold Three-way kitchen mixer with round spout and flexible F3/8" supply hose.



CODICE	COLORAZIONE	FINITURA	EAN	LISTINO
T26512G	PVD Gold	● AISI 304	8055715593745	€ 290

Come pulire le rubinetterie

Le rubinetterie realizzate in acciaio inox assicurano una grande durata nel tempo. Tuttavia, nell'uso quotidiano i prodotti vengono sottoposti a continue sollecitazioni; pertanto, una cura giornaliera e trattamenti specifici sono fondamentali per preservare la bellezza delle superfici in acciaio inox.

The taps made of stainless steel ensure great durability over time. However, in daily use, the products are subjected to constant stress; therefore, daily care and specific treatments are essential to preserve the beauty of stainless steel surfaces.



Mantenere pulito e asciutto

Keep clean and dry



Usare saponi neutri

Use neutral soaps



Non usare saponi acidi

Do not use acidic soaps



Manutenzione e pulizia

In particolare, raccomandiamo vivamente di asciugare accuratamente con un panno morbido le eventuali gocce o depositi di acqua sul prodotto, i quali potrebbero portare alla formazione di depositi di calcare difficilmente rimovibili. Qualora si depositasse del calcare nelle rubinetterie, in alternativa alla sola acqua, è possibile pulire le superfici con acqua e sapone neutro oppure con detergenti neutri delicati. Raccomandiamo però di non spruzzare detergenti direttamente sui miscelatori o sulle docce, ma su un panno morbido, utilizzando poi quest'ultimo per pulire le superfici interessate. Sciacquare infine i miscelatori e le docce dopo la pulizia con acqua pulita, avendo cura di asciugare con attenzione.

Cosa non fare

Raccomandiamo di non utilizzare mai detersivi, abrasivi, solventi, agenti chimici, sostanze a base di acido muriatico, ammoniaca, acetone, candeggina, acidi di uso domestico, disinfettanti vari, paglie e/o spugne ruvide e/o metalliche che potrebbero rovinare irrimediabilmente la superficie delle rubinetterie.

Cleaning and maintenance

We strongly recommend that you carefully dry any drops or deposits of water on the products with a soft cloth. If limescale is deposited on the taps, as an alternative to just water, it is possible to clean the surfaces with neutral soap and water or with delicate detergents. However, we recommend not to spray detergents directly on the mixers or showers, but on a soft cloth, then using the latter to clean the affected surfaces. Finally, rinse the mixers and showers after cleaning with clean water, then carefully drying them.

Do not do

We recommend never using detergents, abrasives, solvents, chemical agents, substances based on muriatic acid, ammonia, acetone, bleach, household acids, various disinfectants, straw and/or rough and/or metal sponges that could irreparably damage the surface of the fittings.

Condizioni generali

PREZZI

I prezzi del listino non comprendono l'I.V.A. e possono essere soggetti a variazioni senza preavviso. La merce è venduta al prezzo in vigore al momento dell'ordine.

ORDINI

Con la trasmissione dell'ordine, il cliente accetta tutte le condizioni elencate di seguito:

- L'ordine è vincolante per il cliente, mentre impegna Tubico s.r.l.s. solo dopo espressa accettazione.
- Non possono essere effettuati annullamenti senza l'accordo scritto di Tubico s.r.l.s. che si riserva comunque di applicare oneri e spese che ne derivano.

PAGAMENTI

I pagamenti devono essere effettuati direttamente alla Tubico s.r.l.s., rispettando i termini pattuiti. Il mancato rispetto dei termini di pagamento pattuiti può comportare a discrezione dell'azienda la sospensione delle ulteriori forniture in corso, anche se già accettate, o una proroga sui termini di consegna delle stesse. Qualunque contestazione non autorizza il cliente a sospendere il pagamento.

RISERVA DI PROPRIETÀ

Fino al momento in cui Tubico s.r.l.s. non abbia ricevuto il pagamento del valore complessivo dei prodotti, gli stessi rimarranno di esclusiva proprietà di Tubico s.r.l.s.

CONSEGNE

I tempi di consegna dell'ordine, eventualmente pattuiti, non sono vincolanti e si intendono, salvo imprevisti quali a titolo esemplificativo e non esaustivo, calamità naturali, sommosse, scioperi aziendali e di trasporto, incendi, mancanza di energia elettrica, mancata o ritardata ricezione di materie prime e altri eventi imprevedibili. In nessun caso, comunque, possono dare luogo a indennizzo o risarcimento alcuno da parte di Tubico s.r.l.s. La società si riserva il diritto di evadere l'ordine anche con spedizioni parziali.

RECLAMI

All'atto della consegna il compratore è tenuto alla verifica del materiale ordinato. Qualsiasi reclamo, dovuto a ritardi o a danneggiamenti del materiale causati dal trasporto, deve essere fatto al vettore al momento della consegna. Ogni reclamo dovrà essere inoltrato a Tubico s.r.l.s. per iscritto entro 7 giorni dalla data di ricevimento della merce, e dovrà includere una descrizione analitica del vizio, allegando foto a supporto, garanzia e scontrino o fattura d'acquisto.

DATI DEL CLIENTE

Il cliente è responsabile della comunicazione dei propri dati fiscali forniti a Tubico s.r.l.s. in base alla legislazione vigente (Ditta, Ragione Sociale, Sede, Partita I.V.A.). I dati del cliente, secondo il D.lgs. 196/2003, saranno custoditi ed elaborati per gli adempimenti degli obblighi di Legge. Ogni altro utilizzo dovrà essere espressamente autorizzato dal cliente.

RESPONSABILITÀ

Non si accettano merci di ritorno se non rese in porto franco e autorizzate preventivamente da Tubico s.r.l.s. Solo il materiale da Tubico s.r.l.s. riscontrato difettoso sarà sostituito gratuitamente, senza nessun altro indennizzo per danni, spese o riparazioni. Tubico s.r.l.s. non si assume alcuna responsabilità per difetti derivanti dalla manomissione dei proprio prodotti e per danni derivati dalla posa di materiale difettoso.

GIURISDIZIONE E LEGGE APPLICABILE

Le forniture sono soggette alla legge italiana. Per qualunque controversia è riconosciuta la sola ed esclusiva competenza del foro di Bari.

General terms

PRICES

List prices do not include VAT and are subject to change without notice. The goods are sold at the price in force at the time of the order.

ORDERS

By placing an order, the customer accepts all the conditions listed below:

- The order is binding for the customer, but Tubico s.r.l. is committed only after express acceptance.
- No cancellations may be made without the written agreement of Tubico s.r.l., which reserves the right to apply charges and expenses arising from such cancellations.

PAYMENTS

Payments must be made directly to Tubico s.r.l., in accordance with the agreed terms. Failure to comply with the agreed payment terms may, at the company's discretion, result in the suspension of further supplies, even if already accepted, or an extension of the delivery terms for the same. Any dispute shall not entitle the customer to suspend payment.

RETENTION OF OWNERSHIP

Until such time as Tubico s.r.l.s. has received payment of the total value of the products, they shall remain the exclusive property of Tubico s.r.l.s..

DELIVERIES

The delivery times of the order, if any, are not binding and are understood to be subject to unforeseen events such as, but not limited to, natural disasters, riots, company and transport strikes, fires, lack of electricity, non-receipt or delayed receipt of raw materials and other unforeseeable events. Under no circumstances, however, may they give rise to any indemnity or compensation whatsoever on the part of Tubico s.r.l.. The company reserves the right to process the order even with partial shipments.

COMPLAINTS

Upon delivery, the buyer is obliged to check the material ordered. Any complaint due to delays or damage to the material caused by transport must be made to the carrier at the time of delivery. Every complaint must be sent to Tubico s.r.l. in writing within 7 days from the date of receipt of the goods, and must include an analytical description of the defect, attaching supporting photographs, warranty and receipt or invoice.

CUSTOMER DATA

The customer is responsible for communicating their own fiscal data provided to Tubico s.r.l.s. in accordance with current legislation (Company, Business Name, Head Office, VAT number). Customer data, according to Italian Legislative Decree 196/2003, will be kept and processed for the fulfilment of legal obligations. Any other use must be expressly authorised by the customer.

RESPONSIBILITY

Returned goods are not accepted unless returned carriage paid and authorised in advance by Tubico s.r.l.s. Only materials found by Tubico s.r.l.s. to be defective will be replaced free of charge, without any other compensation for damages, expenses or repairs. Tubico s.r.l. does not assume any responsibility for defects deriving from the tampering of its products or for damage caused by the installation of defective material.

JURISDICTION AND APPLICABLE LAW

Deliveries are subject to Italian law.

The sole and exclusive jurisdiction of the Court of Bari is recognised for any dispute.

Termini di garanzia

GARANZIA CONVENZIONALE

La Tubico s.r.l.s. garantisce tutti i suoi prodotti da difetti di fabbricazione come segue.

- **Garanzia di 2 anni per difetti di fusione o porosità;**
- **Garanzia di 2 anni per difetti su cartucce e vitoni** (si ricorda che l'usura di queste componenti dipende dalla qualità dell'acqua e dalle caratteristiche dell'impianto). Tale garanzia non opera in caso di mancata pulizia dell'impianto e delle tubazioni prima di eseguire l'installazione della rubinetteria.
- **Garanzia di 2 anni per difetti sui rivestimenti satinato, nero, rame e oro.**
- La garanzia non opera qualora il difetto dipenda da errata manutenzione, come l'utilizzo di prodotti di pulizia non idonei. Il cliente è tenuto ad osservare le avvertenze sulla pulizia dei prodotti di seguito descritte per la cura del prodotto.

Per poter usufruire della garanzia, **raccomandiamo di conservare lo scontrino**, o altra prova attestante la data di acquisto e di allegarlo al tagliando di garanzia. **La garanzia si limita alla sostituzione gratuita di quelle parti che per difetti di fabbricazione determinassero irregolare funzionamento**, sempre che ciò non dipenda da incuria, negligenza d'uso, errata manutenzione, irregolare installazione, interventi di persone non qualificate o da cause di forza maggiore. Il mancato rispetto di tali condizioni provoca l'immediata decadenza della garanzia stessa. I materiali difettosi dovranno essere resi, unitamente al tagliando di garanzia e copia dello scontrino d'acquisto e prova dell'avvenuta pulizia dell'impianto e delle tubazioni prima dell'installazione della rubinetteria. Gli stessi saranno resi franco destino. La presente garanzia esclude qualsiasi responsabilità di Tubico s.r.l.s., per tutte le conseguenze derivanti da un improprio impiego o installazione dei nostri materiali.

ESCLUSIONE DELLA GARANZIA CONVENZIONALE E DEL DIRITTO DI REGRESSO/RIVALSA

La garanzia convenzionale non si applica sui prodotti rivenduti. Quindi per l'ipotesi di prodotti rivenduti a terze parti, troverà applicazione unicamente la garanzia legale tra Tubico s.r.l.s. e il primo acquirente.

AVVERTENZE PER LA CURA DEL PRODOTTO

Una cura periodica del vostro rubinetto contribuirà a mantenerlo bello ed efficiente nel tempo. Segui attentamente questi consigli:

- Asciuga sempre il rubinetto con un panno morbido o una pelle di daino, per impedire la formazione del calcare.
- Utilizza sapone neutro liquido diluito in acqua
- Sono altamente sconsigliati: detersivi liquidi contenenti sostanze abrasive o a base di acido muriatico, spugne abrasive, aceto, ammoniaca, acetone, candeggina, acidi di uso domestico e disinfettanti. Tali prodotti non devono essere utilizzati anche per la pulizia dei sanitari in prossimità della rubinetteria installata.
- Decalcificazione: i depositi di calcare e di sporco nei filtri degli aeratori possono essere rimossi smontando l'aeratore ed immergendolo in aceto diluito.
- Lasciare in ammollo per qualche ora, lavare con acqua e sapone neutro quindi risciacquare.
- Ricambi: si raccomanda di utilizzare esclusivamente ricambi originali Tubico s.r.l.s. disponibili solo presso rivenditori autorizzati.

ATTENZIONE!

L'impiego di prodotti non consigliati può deteriorare irrimediabilmente le superfici dei rubinetti.

NOTE

- L'azienda si riserva in qualunque momento di apportare senza preavviso modifiche a prodotti e accessori, di modificare e/o sopprimere gli articoli del presente catalogo.
- Dati, misure o schemi su questo catalogo hanno solamente carattere informativo e non sono vincolanti.
- Questo catalogo annulla e sostituisce i precedenti.

Warranty terms

CONVENTIONAL WARRANTY

Tubico s.r.l. guarantees all its products against manufacturing defects as follows.

- **2-year warranty for casting defects or porosity;**
- **2-year warranty for defects on cartridges and screws** (remember that the wear of these components depends on the quality of the water and the characteristics of the system). This warranty does not apply if the system and pipes are not cleaned before the fitting is installed.
- **2-year warranty for defects on satin, black, copper and gold coatings.**
- The guarantee does not apply if the defect is due to incorrect maintenance, such as the use of unsuitable cleaning products. The customer is obliged to observe the following product care instructions.

In order to benefit from the warranty, we **recommend that you keep your receipt** or other proof of purchase date and attach it to the warranty coupon. **The warranty is limited to the free replacement of parts which, due to manufacturing defects, lead to malfunctioning**, provided that this is not due to carelessness, negligence, incorrect maintenance, improper installation, intervention by unqualified persons or force majeure. Failure to comply with these conditions shall result in immediate forfeiture of the warranty. Defective materials must be returned, together with the warranty coupon and a copy of the purchase receipt and proof that the system and piping have been cleaned before installation of the fittings. They will be returned free of charge to the destination. This warranty excludes any liability on the part of Tubico s.r.l. for any and all consequences arising from the improper use or installation of our materials.

EXCLUSION OF CONVENTIONAL WARRANTY AND THE RIGHT OF RECOURSE/REVERSAL

The conventional warranty does not apply to resold products. Therefore, in the case of products resold to third parties, only the legal warranty between Tubico s.r.l.s. and the first purchaser will apply.

PRODUCT CARE INSTRUCTIONS

Regular care of your tap will help to keep it looking good and working efficiently over time. Follow these tips carefully:

- Always wipe the tap with a soft cloth or buckskin to prevent limescale build-up.
- Use neutral liquid soap diluted with water
- The following are highly inadvisable: liquid detergents containing abrasive substances or containing muriatic acid, scouring pads, vinegar, ammonia, acetone, bleach, household acids and disinfectants. These products must also not be used for cleaning sanitary ware in the vicinity of installed taps.
- Descaling: Limescale and dirt deposits in the aerator filters can be removed by dismantling the aerator and soaking it in diluted vinegar.
- Leave to soak for a few hours, wash with neutral soap and water then rinse.
- Spare parts: it is recommended to use only original Tubico s.r.l. spare parts available only from authorised dealers.

ATTENTION!

The use of non-recommended products can cause irreparable damage to tap surfaces.

NOTES

- The company reserves the right to make changes to products and accessories, and to modify and/or delete items from this catalogue at any time without prior notice.
- Data, measurements or diagrams in this catalogue are for information purposes only and are not binding.
- This catalogue nullifies and replaces the previous ones.

Indice articoli

CODICE	LINEA	EAN	PAG
T100004	River - Nilo	8055715598689	149
T100147S	River - Accessori	8055715597224	167
T100148S	River - Accessori	8055715597217	166
T100400S	River - Accessori	8055715598160	165
T100401S	River - Accessori	8055715597231	167
T100459S	River - Accessori	8055715597200	166
T100523S	River - Accessori	8055715597170	164
T100558S	River - Accessori	8055715597194	165
T100618S	River - Accessori	8055715597187	165
T100663S	River - Accessori	8055715598795	168
T11115S	River - Nilo	8055715597132	156
T11132S	River - Nilo	8055715597149	157
T11132S	River - Accessori	8055715597149	166
T11233S	River - Nilo	8055715597125	156
T11237S	River - Nilo	8055715593806	156
T11243S	River - Colorado	8055715596968	139
T11243S	River - Nilo	8055715596968	158
T11245S	River - Colorado	8055715596975	140
T11245S	River - Nilo	8055715596975	159
T11249S	River - Nilo	8055715598757	160
T11252S	River - Colorado	8055715596937	138
T11252S	River - Nilo	8055715596937	157
T11253S	River - Colorado	8055715596944	139
T11253S	River - Nilo	8055715596944	157
T11256S	River - Colorado	8055715596951	139
T11256S	River - Nilo	8055715596951	158
T11258S	River - Colorado	8055715596982	140
T11258S	River - Nilo	8055715596982	159
T11259S	River - Colorado	8055715596999	140
T11259S	River - Nilo	8055715596999	160
T11264S	River - Nilo	8055715598726	158
T11270S	River - Nilo	8055715598733	159
T11275S	River - Nilo	8055715598740	160
T13009B	Flows - Kitchen	8055715596180	117
T13009C	Flows - Kitchen	8055715596173	117
T13009G	Flows - Kitchen	8055715596197	117
T13009S	Flows - Kitchen	8055715596166	117
T13028B	Flows - Kitchen	8055715596227	117
T13028C	Flows - Kitchen	8055715596210	117
T13028G	Flows - Kitchen	8055715596234	117
T13028S	Flows - Kitchen	8055715596203	117
T13105B	Flows - Kitchen	8055715596104	116
T13105C	Flows - Kitchen	8055715596098	116
T13105G	Flows - Kitchen	8055715596111	116
T13105S	Flows - Kitchen	8055715596081	116
T13106B	Flows - Kitchen	8055715596142	116
T13106C	Flows - Kitchen	8055715596135	116
T13106G	Flows - Kitchen	8055715596159	116
T13106S	Flows - Kitchen	8055715596128	116
T13107B	Flows - Kitchen	8055715596265	117
T13107C	Flows - Kitchen	8055715596258	117

CODICE	LINEA	EAN	PAG
T13107G	Flows - Kitchen	8055715596272	117
T13107S	Flows - Kitchen	8055715596241	117
T13223B	Flows - Kitchen	8055715593639	118
T13223C	Flows - Kitchen	8055715593622	118
T13223G	Flows - Kitchen	8055715593646	118
T13223S	Flows - Kitchen	8055715596289	118
T14072B	Flows - Tevere	8055715598269	34
T14072B	Flows - Loira	8055715598269	54
T14072C	Flows - Tevere	8055715598252	34
T14072C	Flows - Loira	8055715598252	54
T14072G	Flows - Tevere	8055715598276	34
T14072G	Flows - Loira	8055715598276	54
T14072S	Flows - Tevere	8055715598245	34
T14072S	Flows - Loira	8055715598245	54
T14119B	Professionals	8055715598504	122
T14119C	Professionals	8055715598498	122
T14119G	Professionals	8055715598511	122
T14119S	Professionals	8055715598481	122
T14245B	Professionals	8055715598665	123
T14245C	Professionals	8055715598658	123
T14245G	Professionals	8055715598672	123
T14245S	Professionals	8055715598641	123
T14246B	Professionals	8055715598627	123
T14246C	Professionals	8055715598610	123
T14246G	Professionals	8055715598634	123
T14246S	Professionals	8055715598603	123
T14265B	Professionals	8055715598542	122
T14265C	Professionals	8055715598535	122
T14265G	Professionals	8055715598559	122
T14265S	Professionals	8055715598528	122
T14276S	Flows - Tevere	8055715598320	38
T14276S	Flows - Loira	8055715598320	54
T20010A	River - Colorado	8055715596326	134
T20010D	River - Colorado	8055715596302	134
T20010E	River - Colorado	8055715596364	134
T20010N	River - Colorado	8055715596357	134
T20010P	River - Colorado	8055715596296	134
T20010R	River - Colorado	8055715596319	134
T20010S	River - Nilo	8055715597002	147
T20010U	River - Colorado	8055715596333	134
T20010X	River - Colorado	8055715596340	134
T20011A	River - Colorado	8055715596401	134
T20011D	River - Colorado	8055715596388	134
T20011E	River - Colorado	8055715596449	134
T20011N	River - Colorado	8055715596432	134
T20011P	River - Colorado	8055715596371	134
T20011R	River - Colorado	8055715596395	134
T20011S	River - Nilo	8055715597019	147
T20011U	River - Colorado	8055715596418	134
T20011X	River - Colorado	8055715596425	134

CODICE	LINEA	EAN	PAG
T20020A	River - Colorado	8055715596487	134
T20020D	River - Colorado	8055715596463	134
T20020E	River - Colorado	8055715596524	134
T20020N	River - Colorado	8055715596517	134
T20020P	River - Colorado	8055715596456	134
T20020R	River - Colorado	8055715596470	134
T20020S	River - Nilo	8055715597026	147
T20020U	River - Colorado	8055715596494	134
T20020X	River - Colorado	8055715596500	134
T20021A	River - Colorado	8055715596562	135
T20021D	River - Colorado	8055715596548	135
T20021E	River - Colorado	8055715596609	135
T20021N	River - Colorado	8055715596593	135
T20021P	River - Colorado	8055715596531	135
T20021R	River - Colorado	8055715596555	135
T20021S	River - Nilo	8055715597033	148
T20021U	River - Colorado	8055715596579	135
T20021X	River - Colorado	8055715596586	135
T20040S	River - Nilo	8055715598696	149
T20050A	River - Colorado	8055715596722	135
T20050D	River - Colorado	8055715596708	135
T20050E	River - Colorado	8055715596760	135
T20050N	River - Colorado	8055715596753	135
T20050P	River - Colorado	8055715596692	135
T20050R	River - Colorado	8055715596715	135
T20050S	River - Nilo	8055715597064	150
T20050U	River - Colorado	8055715596739	135
T20050X	River - Colorado	8055715596746	135
T20051S	River - Nilo	8055715593677	150
T20054S	River - Accessori	8055715597279	169
T20055S	River - Accessori	8055715597286	169
T20056S	River - Accessori	8055715593790	169
T20070A	River - Colorado	8055715596647	135
T20070D	River - Colorado	8055715596623	135
T20070E	River - Colorado	8055715596685	135
T20070N	River - Colorado	8055715596678	135
T20070P	River - Colorado	8055715596616	135
T20070R	River - Colorado	8055715596630	135
T20070S	River - Nilo	8055715597040	148
T20070U	River - Colorado	8055715596654	135
T20070X	River - Colorado	8055715596661	135
T20071S	River - Nilo	8055715598719	148
T20085S	River - Nilo	8055715593813	155
T20086S	River - Nilo	8055715593820	155
T20090S	River - Nilo	8055715597118	155
T20101S	River - Accessori	8055715597156	164
T20130A	River - Colorado	8055715596807	138
T20130D	River - Colorado	8055715596784	138
T20130E	River - Colorado	8055715596845	138
T20130N	River - Colorado	8055715596838	138
T20130P	River - Colorado	8055715596777	138
T20130R	River - Colorado	8055715596791	138
T20130S	River - Nilo	8055715597071	154
T20130U	River - Colorado	8055715596814	138
T20130X	River - Colorado	8055715596821	138
T20131S	River - Nilo	8055715593783	154
T20142A	River - Colorado	8055715596883	138

CODICE	LINEA	EAN	PAG
T20142D	River - Colorado	8055715596869	138
T20142E	River - Colorado	8055715596920	138
T20142N	River - Colorado	8055715596913	138
T20142P	River - Colorado	8055715596852	138
T20142R	River - Colorado	8055715596876	138
T20142S	River - Nilo	8055715593837	154
T20142U	River - Colorado	8055715596890	138
T20142X	River - Colorado	8055715596906	138
T20150S	River - Nilo	8055715598764	161
T20170S	River - Accessori	8055715597248	167
T20171S	River - Accessori	8055715597262	168
T20173S	River - Accessori	8055715597255	168
T20180S	River - Accessori	8055715597163	164
T20195S	River - Nilo	8055715598238	149
T20300S	River - Accessori	8055715597293	174
T20310S	River - Accessori	8055715597309	174
T20311S	River - Accessori	8055715597316	174
T20315S	River - Accessori	8055715597323	175
T20320S	River - Accessori	8055715597330	175
T20330S	River - Accessori	8055715597347	175
T20340S	River - Accessori	8055715597354	176
T20345S	River - Accessori	8055715597361	176
T20350S	River - Accessori	8055715597378	176
T20355S	River - Accessori	8055715597385	177
T20400S	River - Accessori	8055715598771	170
T20405S	River - Accessori	8055715598788	170
T21021S	River - Kitchen	8055715597439	183
T21023S	River - Kitchen	8055715597415	182
T21030S	River - Kitchen	8055715597446	183
T21040S	River - Kitchen	8055715597422	182
T21180S	River - Kitchen	8055715597453	183
T23020S	River - Kitchen	8055715597408	182
T23022S	River - Kitchen	8055715597392	180
T26503B	River - Kitchen	8055715593684	181
T26503S	River - Kitchen	8055715593707	181
T26503W	River - Kitchen	8055715593691	181
T26512C	River - Kitchen	8055715593738	186
T26512G	River - Kitchen	8055715593745	186
T31054B	Flows - Loira	8055715593424	52
T31054C	Flows - Loira	8055715593417	52
T31054G	Flows - Loira	8055715593431	52
T31054S	Flows - Loira	8055715593400	52
T31081B	Flows - Loira	8055715599778	50
T31081C	Flows - Loira	8055715599761	50
T31081G	Flows - Loira	8055715599785	50
T31081S	Flows - Loira	8055715599754	50
T34001B	Flows - Tevere	8055715599174	36
T34001C	Flows - Tevere	8055715599167	36
T34001G	Flows - Tevere	8055715599181	36
T34001S	Flows - Tevere	8055715599150	36
T34011B	Flows - Loira	8055715599815	50
T34011C	Flows - Loira	8055715599808	50
T34011G	Flows - Loira	8055715599822	50
T34011S	Flows - Loira	8055715599792	50
T34013B	Flows - Tevere	8055715599068	35
T34013C	Flows - Tevere	8055715599051	35
T34013G	Flows - Tevere	8055715599075	35

CODICE	LINEA	EAN	PAG
T34013S	Flows - Tevere	8055715598832	35
T34024B	Flows - Tevere	8055715599259	37
T34024C	Flows - Tevere	8055715599242	37
T34024G	Flows - Tevere	8055715599266	37
T34024S	Flows - Tevere	8055715599235	37
T34031B	Flows - Accessori	8055715594865	87
T34031C	Flows - Accessori	8055715594858	87
T34031G	Flows - Accessori	8055715594872	87
T34031S	Flows - Accessori	8055715594841	87
T34034B	Flows - Accessori	8055715594827	87
T34034C	Flows - Accessori	8055715594810	87
T34034G	Flows - Accessori	8055715594834	87
T34034S	Flows - Accessori	8055715594803	87
T34040B	Flows - Loira	8055715599532	48
T34040C	Flows - Loira	8055715599525	48
T34040G	Flows - Loira	8055715599549	48
T34040S	Flows - Loira	8055715599518	48
T34054B	Flows - Tevere	8055715593264	31
T34054C	Flows - Tevere	8055715593257	31
T34054G	Flows - Tevere	8055715593271	31
T34054S	Flows - Tevere	8055715593240	31
T34055B	Flows - Tevere	8055715593226	31
T34055C	Flows - Tevere	8055715593219	31
T34055G	Flows - Tevere	8055715593233	31
T34055S	Flows - Tevere	8055715593202	31
T34061B	Flows - Accessori	8055715598382	88
T34061C	Flows - Accessori	8055715598375	88
T34061G	Flows - Accessori	8055715598399	88
T34061S	Flows - Accessori	8055715598368	88
T34062B	Flows - Accessori	8055715598429	89
T34062C	Flows - Accessori	8055715598412	89
T34062G	Flows - Accessori	8055715598436	89
T34062S	Flows - Accessori	8055715598405	89
T34066B	Flows - Accessori	8055715598467	89
T34066C	Flows - Accessori	8055715598450	89
T34066G	Flows - Accessori	8055715598474	89
T34066S	Flows - Accessori	8055715598443	89
T34068B	Flows - Accessori	8055715592106	84
T34068C	Flows - Accessori	8055715592090	84
T34068G	Flows - Accessori	8055715592113	84
T34068S	Flows - Accessori	8055715592083	84
T34069B	Flows - Accessori	8055715592069	83
T34069C	Flows - Accessori	8055715592069	83
T34069G	Flows - Accessori	8055715592052	83
T34069C	Flows - Accessori	8055715592052	83
T34069G	Flows - Accessori	8055715592076	83
T34069G	Flows - Accessori	8055715592076	83
T34069S	Flows - Accessori	8055715592045	83
T34069S	Flows - Accessori	8055715592045	83
T34072B	Flows - Tevere	8055715598306	38
T34072B	Flows - Loira	8055715598306	54
T34072C	Flows - Tevere	8055715598290	38
T34072C	Flows - Loira	8055715598290	54
T34072G	Flows - Tevere	8055715598313	38
T34072G	Flows - Loira	8055715598313	54
T34072S	Flows - Tevere	8055715598283	38
T34072S	Flows - Loira	8055715598283	54

CODICE	LINEA	EAN	PAG
T34075B	Flows - Accessori	8055715594629	83
T34075C	Flows - Accessori	8055715594612	83
T34075G	Flows - Accessori	8055715594636	83
T34075S	Flows - Accessori	8055715594605	83
T34076B	Flows - Tevere	8055715593301	32
T34076C	Flows - Tevere	8055715593295	32
T34076G	Flows - Tevere	8055715593318	32
T34076S	Flows - Tevere	8055715593288	32
T34079B	Flows - Accessori	8055715592380	85
T34079C	Flows - Accessori	8055715592373	85
T34079G	Flows - Accessori	8055715592397	85
T34079S	Flows - Accessori	8055715592366	85
T34080B	Flows - Loira	8055715599570	48
T34080C	Flows - Loira	8055715599563	48
T34080G	Flows - Loira	8055715599587	48
T34080S	Flows - Loira	8055715599556	48
T34081B	Flows - Tevere	8055715599037	35
T34081C	Flows - Tevere	8055715599020	35
T34081G	Flows - Tevere	8055715599044	35
T34081S	Flows - Tevere	8055715598825	35
T34100B	Flows - Accessori	8055715592427	88
T34100C	Flows - Accessori	8055715592410	88
T34100G	Flows - Accessori	8055715592434	88
T34100S	Flows - Accessori	8055715592403	88
T34119B	Flows - Loira	8055715599334	44
T34119C	Flows - Loira	8055715599327	44
T34119G	Flows - Loira	8055715599341	44
T34119S	Flows - Loira	8055715599310	44
T34120B	Flows - Loira	8055715599372	44
T34120C	Flows - Loira	8055715599365	44
T34120G	Flows - Loira	8055715599389	44
T34120S	Flows - Loira	8055715599358	44
T34122B	Flows - Wellness	8055715595572	105
T34122C	Flows - Wellness	8055715595565	105
T34122G	Flows - Wellness	8055715595589	105
T34122S	Flows - Wellness	8055715595558	105
T34124B	Flows - Loira	8055715599853	50
T34124C	Flows - Loira	8055715599846	50
T34124G	Flows - Loira	8055715599860	50
T34124S	Flows - Loira	8055715599839	50
T34131B	Flows - Loira	8055715599419	45
T34131C	Flows - Loira	8055715599402	45
T34131G	Flows - Loira	8055715599426	45
T34131S	Flows - Loira	8055715599396	45
T34134B	Flows - Wellness	8055715595732	106
T34134C	Flows - Wellness	8055715595725	106
T34134G	Flows - Wellness	8055715595749	106
T34134S	Flows - Wellness	8055715595718	106
T34151B	Flows - Loira	8055715599747	49
T34151C	Flows - Loira	8055715599723	49
T34151G	Flows - Loira	8055715599730	49
T34151S	Flows - Loira	8055715599716	49
T34152B	Flows - Loira	8055715599693	49
T34152C	Flows - Loira	8055715599686	49
T34152G	Flows - Loira	8055715599709	49
T34152S	Flows - Loira	8055715599679	49
T34157B	Flows - Wellness	8055715595695	106
T34157C	Flows - Wellness	8055715595688	106

CODICE	LINEA	EAN	PAG
T34157G	Flows - Wellness	8055715595701	106
T34157S	Flows - Wellness	8055715595671	106
T34170B	Flows - Accessori	8055715592304	88
T34170C	Flows - Accessori	8055715592298	88
T34170G	Flows - Accessori	8055715592311	88
T34170S	Flows - Accessori	8055715592281	88
T34197B	Flows - Loira	8055715599457	45
T34197C	Flows - Loira	8055715599440	45
T34197G	Flows - Loira	8055715599464	45
T34197S	Flows - Loira	8055715599433	45
T34201B	Flows - Tevere	8055715599211	37
T34201C	Flows - Tevere	8055715599204	37
T34201G	Flows - Tevere	8055715599228	37
T34201S	Flows - Tevere	8055715599198	37
T34202B	Flows - Tevere	8055715599297	37
T34202C	Flows - Tevere	8055715599280	37
T34202G	Flows - Tevere	8055715599303	37
T34202S	Flows - Tevere	8055715599273	37
T34230B	Flows - Accessori	8055715594667	84
T34230C	Flows - Accessori	8055715594650	84
T34230G	Flows - Accessori	8055715594674	84
T34230S	Flows - Accessori	8055715594643	84
T34274B	Flows - Loira	8055715599495	44
T34274C	Flows - Loira	8055715599488	44
T34274G	Flows - Loira	8055715599501	44
T34274S	Flows - Loira	8055715599471	44
T34390B	Flows - Wellness	8055715595800	107
T34390C	Flows - Wellness	8055715595794	107
T34390G	Flows - Wellness	8055715595817	107
T34390S	Flows - Wellness	8055715595787	107
T34394B	Flows - Wellness	8055715598054	109
T34394C	Flows - Wellness	8055715598047	109
T34394G	Flows - Wellness	8055715598061	109
T34394S	Flows - Wellness	8055715595916	109
T34398B	Flows - Wellness	8055715593547	111
T34398C	Flows - Wellness	8055715593530	111
T34398G	Flows - Wellness	8055715593554	111
T34398S	Flows - Wellness	8055715595992	111
T34399B	Flows - Wellness	8055715593516	111
T34399C	Flows - Wellness	8055715593509	111
T34399G	Flows - Wellness	8055715593523	111
T34399S	Flows - Wellness	8055715595985	111
T34400B	Flows - Wellness	8055715593608	112
T34400C	Flows - Wellness	8055715593592	112
T34400G	Flows - Wellness	8055715593615	112
T34400S	Flows - Wellness	8055715596012	112
T34930B	Flows - Loira	8055715599617	48
T34930C	Flows - Loira	8055715599600	48
T34930G	Flows - Loira	8055715599624	48
T34930S	Flows - Loira	8055715599594	48
T34931B	Flows - Loira	8055715599655	49
T34931C	Flows - Loira	8055715599648	49
T34931G	Flows - Loira	8055715599662	49
T34931S	Flows - Loira	8055715599631	49
T35001B	Flows - Accessori	8055715594988	93
T35001C	Flows - Accessori	8055715594971	93
T35001G	Flows - Accessori	8055715594995	93

CODICE	LINEA	EAN	PAG
T35001S	Flows - Accessori	8055715594964	93
T35002B	Flows - Accessori	8055715594902	92
T35002C	Flows - Accessori	8055715594896	92
T35002G	Flows - Accessori	8055715594919	92
T35002S	Flows - Accessori	8055715594889	92
T35005B	Flows - Accessori	8055715595145	94
T35005C	Flows - Accessori	8055715595138	94
T35005G	Flows - Accessori	8055715595152	94
T35005S	Flows - Accessori	8055715595121	94
T35007B	Flows - Accessori	8055715595183	95
T35007C	Flows - Accessori	8055715595176	95
T35007G	Flows - Accessori	8055715595190	95
T35007S	Flows - Accessori	8055715595169	95
T35009B	Flows - Accessori	8055715595268	96
T35009C	Flows - Accessori	8055715595251	96
T35009G	Flows - Accessori	8055715595275	96
T35009S	Flows - Accessori	8055715595244	96
T35011B	Flows - Accessori	8055715595305	97
T35011C	Flows - Accessori	8055715595299	97
T35011G	Flows - Accessori	8055715595312	97
T35011S	Flows - Accessori	8055715595282	97
T35013B	Flows - Accessori	8055715595107	94
T35013C	Flows - Accessori	8055715595091	94
T35013G	Flows - Accessori	8055715595114	94
T35013S	Flows - Accessori	8055715595084	94
T35015B	Flows - Accessori	8055715595060	94
T35015C	Flows - Accessori	8055715595053	94
T35015G	Flows - Accessori	8055715595077	94
T35015S	Flows - Accessori	8055715595046	94
T35017B	Flows - Accessori	8055715594940	92
T35017C	Flows - Accessori	8055715594933	92
T35017G	Flows - Accessori	8055715594957	92
T35017S	Flows - Accessori	8055715594926	92
T35018B	Flows - Accessori	8055715595466	99
T35018C	Flows - Accessori	8055715595459	99
T35018G	Flows - Accessori	8055715595473	99
T35018S	Flows - Accessori	8055715595442	99
T35019B	Flows - Accessori	8055715595503	99
T35019C	Flows - Accessori	8055715595497	99
T35019G	Flows - Accessori	8055715595510	99
T35019S	Flows - Accessori	8055715595480	99
T35022B	Flows - Accessori	8055715595220	96
T35022C	Flows - Accessori	8055715595213	96
T35022G	Flows - Accessori	8055715595237	96
T35022S	Flows - Accessori	8055715595206	96
T35023B	Flows - Accessori	8055715595381	98
T35023C	Flows - Accessori	8055715595374	98
T35023G	Flows - Accessori	8055715595398	98
T35023S	Flows - Accessori	8055715595367	98
T35024B	Flows - Accessori	8055715595022	93
T35024C	Flows - Accessori	8055715595015	93
T35024G	Flows - Accessori	8055715595039	93
T35024S	Flows - Accessori	8055715595008	93
T35025B	Flows - Accessori	8055715595343	98
T35025C	Flows - Accessori	8055715595336	98
T35025G	Flows - Accessori	8055715595350	98
T35025S	Flows - Accessori	8055715595329	98

CODICE	LINEA	EAN	PAG
T35029B	Flows - Accessori	8055715595428	99
T35029C	Flows - Accessori	8055715595411	99
T35029G	Flows - Accessori	8055715595435	99
T35029S	Flows - Accessori	8055715595404	99
T36051S	River - Kitchen	8055715593721	180
T36056S	River - Kitchen	8055715593714	180
T36500S	Flows - Wellness	8055715595541	104
T36502B	Flows - Wellness	8055715597996	104
T36502C	Flows - Wellness	8055715597989	104
T36502G	Flows - Wellness	8055715598009	104
T36502S	Flows - Wellness	8055715595534	104
T37011S	River - Nilo	8055715593752	146
T37021S	River - Nilo	8055715593769	146
T37022B	Professionals	8055715598580	122
T37022C	Professionals	8055715598573	122
T37022G	Professionals	8055715598597	122
T37022S	Professionals	8055715598566	122
T37071S	River - Nilo	8055715593776	146
T39057S	River - Kitchen	8055715598177	186
T39070S	River - Kitchen	8055715598184	186
T44016B	Flows - Tevere	8055715592984	25
T44016C	Flows - Tevere	8055715592977	25
T44016G	Flows - Tevere	8055715592991	25
T44016S	Flows - Tevere	8055715592960	25
T44040B	Flows - Tevere	8055715593141	30
T44040C	Flows - Tevere	8055715593134	30
T44040G	Flows - Tevere	8055715593158	30
T44040S	Flows - Tevere	8055715593127	30
T44044B	Flows - Accessori	8055715594742	86
T44044C	Flows - Accessori	8055715594735	86
T44044G	Flows - Accessori	8055715594759	86
T44044S	Flows - Accessori	8055715594728	86
T44064B	Flows - Accessori	8055715594582	82
T44064C	Flows - Accessori	8055715594575	82
T44064G	Flows - Accessori	8055715594599	82
T44064S	Flows - Accessori	8055715594568	82
T44080B	Flows - Tevere	8055715593189	30
T44080C	Flows - Tevere	8055715593172	30
T44080G	Flows - Tevere	8055715593196	30
T44080S	Flows - Tevere	8055715593165	30
T44119B	Flows - Tevere	8055715592861	24
T44119C	Flows - Tevere	8055715592854	24
T44119G	Flows - Tevere	8055715592878	24
T44119S	Flows - Tevere	8055715592847	24
T44120B	Flows - Tevere	8055715592946	24
T44120C	Flows - Tevere	8055715592939	24
T44120G	Flows - Tevere	8055715592953	24
T44120S	Flows - Tevere	8055715592922	24
T44131B	Flows - Tevere	8055715593028	25
T44131C	Flows - Tevere	8055715593011	25
T44131G	Flows - Tevere	8055715593035	25
T44131S	Flows - Tevere	8055715593004	25
T44166B	Flows - Tevere	8055715592908	24
T44166C	Flows - Tevere	8055715592892	24
T44166G	Flows - Tevere	8055715592915	24
T44166S	Flows - Tevere	8055715592885	24
T44197B	Flows - Tevere	8055715593066	25

CODICE	LINEA	EAN	PAG
T44197C	Flows - Tevere	8055715593059	25
T44197G	Flows - Tevere	8055715593073	25
T44197S	Flows - Tevere	8055715593042	25
T44205B	Flows - Accessori	8055715594780	87
T44205C	Flows - Accessori	8055715594773	87
T44205G	Flows - Accessori	8055715594797	87
T44205S	Flows - Accessori	8055715594766	87
T44274B	Flows - Tevere	8055715593103	26
T44274C	Flows - Tevere	8055715593097	26
T44274G	Flows - Tevere	8055715593110	26
T44274S	Flows - Tevere	8055715593080	26
T44324B	Flows - Accessori	8055715594704	86
T44324C	Flows - Accessori	8055715594698	86
T44324G	Flows - Accessori	8055715594711	86
T44324S	Flows - Accessori	8055715594681	86
T54011B	Flows - Tevere	8055715598863	35
T54011C	Flows - Tevere	8055715598856	35
T54011G	Flows - Tevere	8055715598870	35
T54011S	Flows - Tevere	8055715598849	35
T54014B	Flows - Tevere	8055715599006	30
T54014C	Flows - Tevere	8055715598894	30
T54014G	Flows - Tevere	8055715593653	30
T54014S	Flows - Tevere	8055715598818	30
T54018B	Flows - Tevere	8055715599099	36
T54018C	Flows - Tevere	8055715599082	36
T54018G	Flows - Tevere	8055715599105	36
T54018S	Flows - Tevere	8055715598887	36
T54046B	Flows - Tevere	8055715593349	32
T54046C	Flows - Loira	8055715593349	52
T54046C	Flows - Tevere	8055715593332	32
T54046C	Flows - Loira	8055715593332	52
T54046G	Flows - Tevere	8055715593356	32
T54046G	Flows - Loira	8055715593356	52
T54046S	Flows - Tevere	8055715593325	32
T54046S	Flows - Loira	8055715593325	52
T54054B	Flows - Loira	8055715599945	51
T54054C	Flows - Loira	8055715599938	51
T54054G	Flows - Loira	8055715599952	51
T54054S	Flows - Loira	8055715599921	51
T54055B	Flows - Loira	8055715599907	51
T54055C	Flows - Loira	8055715599884	51
T54055G	Flows - Loira	8055715599914	51
T54055S	Flows - Loira	8055715599877	51
T54076B	Flows - Loira	8055715599983	51
T54076C	Flows - Loira	8055715599976	51
T54076G	Flows - Loira	8055715599990	51
T54076S	Flows - Loira	8055715599969	51
T54117B	Flows - Tevere	8055715598214	31
T54117C	Flows - Tevere	8055715598207	31
T54117G	Flows - Tevere	8055715598221	31
T54117S	Flows - Tevere	8055715598191	31
T54124B	Flows - Tevere	8055715599136	36
T54124C	Flows - Tevere	8055715599129	36
T54124G	Flows - Tevere	8055715599143	36
T54124S	Flows - Tevere	8055715599112	36
T54127B	Flows - Wellness	8055715595886	108
T54127C	Flows - Wellness	8055715595879	108

CODICE	LINEA	EAN	PAG
T54127G	Flows - Wellness	8055715595893	108
T54127S	Flows - Wellness	8055715595862	108
T54149B	Flows - Wellness	8055715595848	108
T54149C	Flows - Wellness	8055715595831	108
T54149G	Flows - Wellness	8055715595855	108
T54149S	Flows - Wellness	8055715595824	108
T54237B	Flows - Tevere	8055715593387	32
T54237B	Flows - Loira	8055715593387	52
T54237C	Flows - Tevere	8055715593370	32
T54237C	Flows - Loira	8055715593370	52
T54237G	Flows - Tevere	8055715593394	32
T54237G	Flows - Loira	8055715593394	52
T54237S	Flows - Tevere	8055715593363	32
T54237S	Flows - Loira	8055715593363	52
T63072B	Flows - Tevere	8055715591864	34
T63072B	Flows - Loira	8055715591864	55
T63072B	Flows - Volga	8055715591864	79
T63072C	Flows - Tevere	8055715591857	34
T63072C	Flows - Loira	8055715591857	55
T63072C	Flows - Volga	8055715591857	79
T63072G	Flows - Tevere	8055715591871	34
T63072G	Flows - Loira	8055715591871	55
T63072G	Flows - Volga	8055715591871	79
T63072S	Flows - Tevere	8055715591840	34
T63072S	Flows - Loira	8055715591840	55
T63072S	Flows - Volga	8055715591840	79
T63276B	Flows - Tevere	8055715591901	34
T63276B	Flows - Loira	8055715591901	55
T63276B	Flows - Volga	8055715591901	79
T63276C	Flows - Tevere	8055715591895	34
T63276C	Flows - Loira	8055715591895	55
T63276C	Flows - Volga	8055715591895	79
T63276G	Flows - Tevere	8055715591918	34
T63276G	Flows - Loira	8055715591918	55
T63276G	Flows - Volga	8055715591918	79
T63276S	Flows - Tevere	8055715591888	34
T63276S	Flows - Loira	8055715591888	55
T63276S	Flows - Volga	8055715591888	79
T64128B	Flows - Tevere	8055715594506	33
T64128B	Flows - Loira	8055715594506	53
T64128C	Flows - Tevere	8055715594490	33
T64128C	Flows - Loira	8055715594490	53
T64128G	Flows - Tevere	8055715594513	33
T64128G	Flows - Loira	8055715594513	53
T64128S	Flows - Tevere	8055715594483	33
T64128S	Flows - Loira	8055715594483	53
T64134B	Flows - Wellness	8055715595619	105
T64134C	Flows - Wellness	8055715595602	105
T64134G	Flows - Wellness	8055715595626	105
T64134S	Flows - Wellness	8055715595596	105
T64154S	Flows - Wellness	8055715595756	106
T64155S	Flows - Wellness	8055715595763	107
T64156S	Flows - Wellness	8055715595770	107
T64207B	Flows - Tevere	8055715594421	33
T64207B	Flows - Loira	8055715594421	53
T64207C	Flows - Tevere	8055715594414	33
T64207C	Flows - Loira	8055715594414	53

CODICE	LINEA	EAN	PAG
T64207G	Flows - Tevere	8055715594438	33
T64207G	Flows - Loira	8055715594438	53
T64207S	Flows - Tevere	8055715594407	33
T64207S	Flows - Loira	8055715594407	53
T64208B	Flows - Tevere	8055715594469	33
T64208B	Flows - Loira	8055715594469	53
T64208C	Flows - Tevere	8055715594452	33
T64208C	Flows - Loira	8055715594452	53
T64208G	Flows - Tevere	8055715594476	33
T64208G	Flows - Loira	8055715594476	53
T64208S	Flows - Tevere	8055715594445	33
T64208S	Flows - Loira	8055715594445	53
T64392S	Flows - Wellness	8055715596036	112
T64393S	Flows - Wellness	8055715596029	112
T64394B	Flows - Wellness	8055715598023	108
T64394C	Flows - Wellness	8055715598016	108
T64394G	Flows - Wellness	8055715598030	108
T64394S	Flows - Wellness	8055715595909	108
T64395B	Flows - Wellness	8055715598085	109
T64395C	Flows - Wellness	8055715598078	109
T64395G	Flows - Wellness	8055715598092	109
T64395S	Flows - Wellness	8055715595923	109
T64396B	Flows - Wellness	8055715598115	109
T64396C	Flows - Wellness	8055715598108	109
T64396G	Flows - Wellness	8055715598122	109
T64396S	Flows - Wellness	8055715595930	109
T64397B	Flows - Wellness	8055715598146	110
T64397C	Flows - Wellness	8055715598139	110
T64397G	Flows - Wellness	8055715598153	110
T64397S	Flows - Wellness	8055715595947	110
T64398B	Flows - Wellness	8055715593486	110
T64398C	Flows - Wellness	8055715593479	110
T64398G	Flows - Wellness	8055715593493	110
T64398S	Flows - Wellness	8055715595978	110
T64399B	Flows - Wellness	8055715593455	110
T64399C	Flows - Wellness	8055715593448	110
T64399G	Flows - Wellness	8055715593462	110
T64399S	Flows - Wellness	8055715595961	110
T64400B	Flows - Wellness	8055715593578	111
T64400C	Flows - Wellness	8055715593561	111
T64400G	Flows - Wellness	8055715593585	111
T64400S	Flows - Wellness	8055715596005	111
T83105B	Flows - Kitchen	8055715596067	116
T83105C	Flows - Kitchen	8055715596050	116
T83105G	Flows - Kitchen	8055715596074	116
T83105S	Flows - Kitchen	8055715596043	116
T84011B	Flows - Volga	8055715591505	
T84011C	Flows - Volga	8055715591499	
T84011G	Flows - Volga	8055715591512	
T84011S	Flows - Volga	8055715591482	
T84040B	Flows - Volga	8055715590867	71
T84040C	Flows - Volga	8055715590850	71
T84040G	Flows - Volga	8055715590874	71
T84040S	Flows - Volga	8055715590843	71
T84042B	Flows - Volga	8055715591185	73
T84042C	Flows - Volga	8055715591178	73
T84042G	Flows - Volga	8055715591192	73

CODICE	LINEA	EAN	PAG
T84042S	Flows - Volga	8055715591161	73
T84043B	Flows - Volga	8055715590829	70
T84043C	Flows - Volga	8055715590812	70
T84043G	Flows - Volga	8055715590836	70
T84043S	Flows - Volga	8055715590805	70
T84053B	Flows - Volga	8055715590669	64
T84053C	Flows - Volga	8055715590652	64
T84053G	Flows - Volga	8055715590676	64
T84053S	Flows - Volga	8055715590645	64
T84054B	Flows - Volga	8055715591703	77
T84054C	Flows - Volga	8055715591697	77
T84054G	Flows - Volga	8055715591710	77
T84054S	Flows - Volga	8055715591680	77
T84055B	Flows - Volga	8055715591666	77
T84055C	Flows - Volga	8055715591659	77
T84055G	Flows - Volga	8055715591673	77
T84055S	Flows - Volga	8055715591642	77
T84064B	Flows - Accessori	8055715591987	82
T84064C	Flows - Accessori	8055715591970	82
T84064G	Flows - Accessori	8055715591994	82
T84064S	Flows - Accessori	8055715591963	82
T84071B	Flows - Volga	8055715591628	77
T84071C	Flows - Volga	8055715591611	77
T84071G	Flows - Volga	8055715591635	77
T84071S	Flows - Volga	8055715591604	77
T84076B	Flows - Volga	8055715591741	78
T84076C	Flows - Volga	8055715591734	78
T84076G	Flows - Volga	8055715591758	78
T84076S	Flows - Volga	8055715591727	78
T84078B	Flows - Accessori	8055715592021	82
T84078C	Flows - Accessori	8055715592014	82
T84078G	Flows - Accessori	8055715592038	82
T84078S	Flows - Accessori	8055715592007	82
T84080B	Flows - Volga	8055715590904	71
T84080C	Flows - Volga	8055715590898	71
T84080G	Flows - Volga	8055715590911	71
T84080S	Flows - Volga	8055715590881	71
T84081B	Flows - Volga	8055715591345	75
T84081C	Flows - Volga	8055715591338	75
T84081G	Flows - Volga	8055715591352	75
T84081S	Flows - Volga	8055715591321	75
T84103B	Flows - Volga	8055715590263	61
T84103C	Flows - Volga	8055715590256	61
T84103G	Flows - Volga	8055715590270	61
T84103S	Flows - Volga	8055715590249	61
T84109B	Flows - Volga	8055715590461	63
T84109C	Flows - Volga	8055715590454	63
T84109G	Flows - Volga	8055715590478	63
T84109S	Flows - Volga	8055715590447	63
T84110B	Flows - Volga	8055715590508	63
T84110C	Flows - Volga	8055715590492	63
T84110G	Flows - Volga	8055715590515	63
T84110S	Flows - Volga	8055715590485	63
T84112B	Flows - Volga	8055715590348	62
T84112C	Flows - Volga	8055715590331	62
T84112G	Flows - Volga	8055715590355	62
T84112S	Flows - Volga	8055715590324	62

CODICE	LINEA	EAN	PAG
T84113B	Flows - Volga	8055715591383	75
T84113C	Flows - Volga	8055715591376	75
T84113G	Flows - Volga	8055715591390	75
T84113S	Flows - Volga	8055715591369	75
T84114B	Flows - Volga	8055715590386	62
T84114C	Flows - Volga	8055715590379	62
T84114G	Flows - Volga	8055715590393	62
T84114S	Flows - Volga	8055715590362	62
T84119B	Flows - Volga	8055715590027	60
T84119C	Flows - Volga	8055715590010	60
T84119G	Flows - Volga	8055715590034	60
T84119S	Flows - Volga	8055715590003	60
T84120B	Flows - Volga	8055715590065	60
T84120C	Flows - Volga	8055715590058	60
T84120G	Flows - Volga	8055715590072	60
T84120S	Flows - Volga	8055715590041	60
T84124B	Flows - Volga	8055715591543	76
T84124C	Flows - Volga	8055715591536	76
T84124G	Flows - Volga	8055715591550	76
T84124S	Flows - Volga	8055715591529	76
T84130B	Flows - Accessori	8055715592144	84
T84130C	Flows - Accessori	8055715592137	84
T84130G	Flows - Accessori	8055715592151	84
T84130S	Flows - Accessori	8055715592120	84
T84131B	Flows - Volga	8055715590188	61
T84131C	Flows - Volga	8055715590171	61
T84131G	Flows - Volga	8055715590195	61
T84131S	Flows - Volga	8055715590164	61
T84132B	Flows - Volga	8055715590621	64
T84132C	Flows - Volga	8055715590614	64
T84132G	Flows - Volga	8055715590638	64
T84132S	Flows - Volga	8055715590607	64
T84139B	Flows - Volga	8055715590782	70
T84139C	Flows - Volga	8055715590775	70
T84139G	Flows - Volga	8055715590799	70
T84139S	Flows - Volga	8055715590768	70
T84140B	Flows - Volga	8055715590744	70
T84140C	Flows - Volga	8055715590737	70
T84140G	Flows - Volga	8055715590751	70
T84140S	Flows - Volga	8055715590720	70
T84142B	Flows - Volga	8055715590102	60
T84142C	Flows - Volga	8055715590096	60
T84142G	Flows - Volga	8055715590119	60
T84142S	Flows - Volga	8055715590089	60
T84151B	Flows - Volga	8055715591307	74
T84151C	Flows - Volga	8055715591291	74
T84151G	Flows - Volga	8055715591314	74
T84151S	Flows - Volga	8055715591284	74
T84152B	Flows - Volga	8055715591222	74
T84152C	Flows - Volga	8055715591215	74
T84152G	Flows - Volga	8055715591239	74
T84152S	Flows - Volga	8055715591208	74
T84153B	Flows - Volga	8055715591260	74
T84153C	Flows - Volga	8055715591253	74
T84153G	Flows - Volga	8055715591277	74
T84153S	Flows - Volga	8055715591246	74
T84157B	Flows - Volga	8055715591420	75


CODICE	LINEA	EAN	PAG
T84157C	Flows - Volga	8055715591413	75
T84157G	Flows - Volga	8055715591437	75
T84157S	Flows - Volga	8055715591406	75
T84181B	Flows - Accessori	8055715592182	85
T84181C	Flows - Accessori	8055715592175	85
T84181G	Flows - Accessori	8055715592199	85
T84181S	Flows - Accessori	8055715592168	85
T84190B	Flows - Accessori	8055715592267	86
T84190C	Flows - Accessori	8055715592250	86
T84190G	Flows - Accessori	8055715592274	86
T84190S	Flows - Accessori	8055715592243	86
T84191B	Flows - Accessori	8055715592229	85
T84191C	Flows - Accessori	8055715592212	85
T84191G	Flows - Accessori	8055715592236	85
T84191S	Flows - Accessori	8055715592205	85
T84193B	Flows - Volga	8055715590423	63
T84193C	Flows - Volga	8055715590416	63
T84193G	Flows - Volga	8055715590430	63
T84193S	Flows - Volga	8055715590409	63
T84196B	Flows - Volga	8055715590300	62
T84196C	Flows - Volga	8055715590294	62
T84196G	Flows - Volga	8055715590317	62
T84196S	Flows - Volga	8055715590287	62
T84197B	Flows - Volga	8055715590225	61
T84197C	Flows - Volga	8055715590218	61
T84197G	Flows - Volga	8055715590232	61
T84197S	Flows - Volga	8055715590201	61
T84236B	Flows - Volga	8055715591826	78
T84236C	Flows - Volga	8055715591819	78
T84236G	Flows - Volga	8055715591833	78
T84236S	Flows - Volga	8055715591802	78
T84274B	Flows - Volga	8055715590546	64
T84274C	Flows - Volga	8055715590539	64
T84274G	Flows - Volga	8055715590553	64
T84274S	Flows - Volga	8055715590522	64
T84312B	Flows - Volga	8055715591789	78
T84312C	Flows - Volga	8055715591772	78
T84312G	Flows - Volga	8055715591796	78
T84312S	Flows - Volga	8055715591765	78
T84322B	Flows - Volga	8055715591581	76
T84322C	Flows - Volga	8055715591574	76
T84322G	Flows - Volga	8055715591598	76
T84322S	Flows - Volga	8055715591567	76
T84930B	Flows - Volga	8055715590942	71
T84930C	Flows - Volga	8055715590935	71
T84930G	Flows - Volga	8055715590959	71
T84930S	Flows - Volga	8055715590928	71
T84931B	Flows - Volga	8055715590980	72
T84931C	Flows - Volga	8055715590973	72
T84931G	Flows - Volga	8055715590997	72
T84931S	Flows - Volga	8055715590966	72
T84932B	Flows - Volga	8055715591024	72
T84932C	Flows - Volga	8055715591017	72
T84932G	Flows - Volga	8055715591031	72
T84932S	Flows - Volga	8055715591000	72
T84933B	Flows - Volga	8055715591062	72
T84933C	Flows - Volga	8055715591055	72

CODICE	LINEA	EAN	PAG
T84933G	Flows - Volga	8055715591079	72
T84933S	Flows - Volga	8055715591048	72
T84934B	Flows - Volga	8055715591109	73
T84934C	Flows - Volga	8055715591093	73
T84934G	Flows - Volga	8055715591116	73
T84934S	Flows - Volga	8055715591086	73
T84935B	Flows - Volga	8055715591147	73
T84935C	Flows - Volga	8055715591130	73
T84935G	Flows - Volga	8055715591154	73
T84935S	Flows - Volga	8055715591123	73
T85002B	Flows - Accessori	8055715592786	92
T85002C	Flows - Accessori	8055715592779	92
T85002G	Flows - Accessori	8055715592793	92
T85002S	Flows - Accessori	8055715592762	92
T85005B	Flows - Accessori	8055715592465	95
T85005C	Flows - Accessori	8055715592458	95
T85005G	Flows - Accessori	8055715592472	95
T85005S	Flows - Accessori	8055715592441	95
T85006B	Flows - Accessori	8055715592502	95
T85006C	Flows - Accessori	8055715592496	95
T85006G	Flows - Accessori	8055715592519	95
T85006S	Flows - Accessori	8055715592489	95
T85007B	Flows - Accessori	8055715592540	96
T85007C	Flows - Accessori	8055715592533	96
T85007G	Flows - Accessori	8055715592557	96
T85007S	Flows - Accessori	8055715592526	96
T85008B	Flows - Accessori	8055715592588	97
T85008C	Flows - Accessori	8055715592571	97
T85008G	Flows - Accessori	8055715592595	97
T85008S	Flows - Accessori	8055715592564	97
T85011B	Flows - Accessori	8055715592625	97
T85011C	Flows - Accessori	8055715592618	97
T85011G	Flows - Accessori	8055715592632	97
T85011S	Flows - Accessori	8055715592601	97
T85017B	Flows - Accessori	8055715592823	93
T85017C	Flows - Accessori	8055715592816	93
T85017G	Flows - Accessori	8055715592830	93
T85017S	Flows - Accessori	8055715592809	93
T85018B	Flows - Accessori	8055715592748	100
T85018C	Flows - Accessori	8055715592731	100
T85018G	Flows - Accessori	8055715592755	100
T85018S	Flows - Accessori	8055715592724	100
T85025B	Flows - Accessori	8055715592663	98
T85025C	Flows - Accessori	8055715592656	98
T85025G	Flows - Accessori	8055715592670	98
T85025S	Flows - Accessori	8055715592649	98
T86502B	Flows - Wellness	8055715597965	104
T86502C	Flows - Wellness	8055715597958	104
T86502G	Flows - Wellness	8055715597972	104
T86502S	Flows - Wellness	8055715595527	104
T26512C	River - Kitchen	8055715593738	186



Scansiona il QR Code
per accedere
al nostro sito web.

*Scan the QR Code
to access our website.*



Via Charles Darwin, 9
Polignano a Mare / BA
T. +39 080 8406097
info@tubico.it

more on www.tubico.it

